

CONFIDENCE INTELLIGENCE HOLDINGS LIMITED

信懋智能控股有限公司

(Incorporated in the Cayman Islands with limited liability | 於開曼群島註冊成立之有限公司)

(Stock Code 股份代號 : 1967)

2022

INTERIM REPORT

中報



CONTENTS

目錄

Corporate Information 公司資料	2
Business Review and Prospects 業務回顧及前景	5
Management Discussion and Analysis 管理層討論及分析	7
Report on Review of Interim Financial Information 中期財務資料的審閱報告	17
Condensed Consolidated Income Statement 簡明綜合收益表	19
Condensed Consolidated Statement of Comprehensive Income 簡明綜合全面收益表	20
Condensed Consolidated Balance Sheet 簡明綜合資產負債表	21
Condensed Consolidated Statement of Changes in Equity 簡明綜合權益變動表	24
Condensed Consolidated Statement of Cash Flows 簡明綜合現金流量表	27
Notes to the Condensed Consolidated Interim Financial Information 簡明綜合中期財務資料附註	29
Other Information 其他資料	54



CORPORATE INFORMATION

Executive Directors

Mr. Li Hao
(Chairman and Chief Executive Officer)
Mr. Zhang Bizhong
Mr. Xu Shizhen
Ms. Li Biqiong
Mr. Hao Xiangjun
(appointed on 1 April 2022)

Non-executive Director

Mr. Yuan Shuntang

Independent Non-executive Directors

Mr. Chen Zhong
Mr. Wong Chun Sek Edmund
Ms. Mu Lingxia

Audit Committee

Mr. Wong Chun Sek Edmund (Chairman)
Mr. Chen Zhong
Ms. Mu Lingxia

Nomination Committee

Mr. Chen Zhong (Chairman)
Mr. Wong Chun Sek Edmund
Ms. Mu Lingxia

Remuneration Committee

Ms. Mu Lingxia (Chairman)
Mr. Chen Zhong
Mr. Wong Chun Sek Edmund

Authorised Representatives

Mr. Li Hao
Ms. Jian Xuegen

Company Secretary

Ms. Jian Xuegen

Registered Office In The Cayman Islands

Windward 3
Regatta Office Park
PO Box 1350
Grand Cayman KY1-1108
Cayman Islands

公司資料

執行董事

李浩先生
(主席兼行政總裁)
張必鍾先生
許世真先生
李碧琼女士
郝相君先生
(於二零二二年四月一日獲委任)

非執行董事

袁順唐先生

獨立非執行董事

陳忠先生
黃俊碩先生
慕凌霞女士

審核委員會

黃俊碩先生 (主席)
陳忠先生
慕凌霞女士

提名委員會

陳忠先生 (主席)
黃俊碩先生
慕凌霞女士

薪酬委員會

慕凌霞女士 (主席)
陳忠先生
黃俊碩先生

授權代表

李浩先生
簡雪艮女士

公司秘書

簡雪艮女士

於開曼群島之註冊辦公室

Windward 3
Regatta Office Park
PO Box 1350
Grand Cayman KY1-1108
Cayman Islands

Headquarters and Principal Place of Business in the People's Republic of China (the "PRC")

No. 7 Building
New Development Zone
Baishixia
Fuyong Street
Bao'an District
Shenzhen

總辦事處及中華人民共和國（「中國」） 主要營業地點

深圳
寶安區
福永街道
白石廈
新開發區
第七棟

Principal Place of Business in Hong Kong

Unit 702, 7th Floor
Greenfield Tower
Concordia Plaza
1 Science Museum Road
Tsim Sha Tsui East
Kowloon
Hong Kong

香港主要營業地點

香港
九龍
尖沙咀東
科學館道1號
康宏廣場
南座
7樓702室

Principal Banks

Bank of China Limited
DBS Bank Limited
Bank of China (Hong Kong) Limited

主要往來銀行

中國銀行股份有限公司
星展銀行有限公司
中國銀行(香港)有限公司

Cayman Islands Principal Share Registrar and Transfer Office

Ocorian Trust (Cayman) Limited
Windward 3
Regatta Office Park
PO Box 1350
Grand Cayman KY1-1108
Cayman Islands

開曼群島股份過戶登記總處

Ocorian Trust (Cayman) Limited
Windward 3
Regatta Office Park
PO Box 1350
Grand Cayman KY1-1108
Cayman Islands

Hong Kong Branch Share Registrar and Transfer Office

Tricor Investor Services Limited
17/F, Far East Finance Centre
16 Harcourt Road
Hong Kong

香港股份過戶登記分處

卓佳證券登記有限公司
香港
夏愨道16號
遠東金融中心17樓

Stock Name

CONFIDENCE IN

股票名稱

信懋智能



Auditor

PricewaterhouseCoopers
Certified Public Accountants
Registered Public Interest Entity Auditor
22/F, Prince's Building
Central
Hong Kong

Financial Adviser

Dakin Capital Limited
Suite 3509, 35/F
Tower 2, Lippo Centre
89 Queensway
Hong Kong

Stock Code

1967

Corporate Website Address

www.szxinken.com

核數師

羅兵咸永道會計師事務所
執業會計師
註冊公眾利益實體核數師
香港
中環
太子大廈22樓

財務顧問

德健融資有限公司
香港
金鐘道89號
力寶中心2座
35樓3509室

股份代號

1967

公司網站

www.szxinken.com

BUSINESS REVIEW AND PROSPECTS

The board of directors (the “Board”) of Confidence Intelligence Holdings Limited (the “Company”) announce the unaudited interim results of the Company and its subsidiaries (collectively, the “Group”) for the six months ended 30 June 2022 (the “Interim Period”) to the shareholders of the Company.

Business Review

The Group is an electronic manufacturing services (the “EMS”) provider offering comprehensive assembling and production services of Printed Circuit Board Assembly (the “PCBAs”) in the PRC that integrate research and design, selection and procurement of raw materials, assembling of PCBAs, quality control, testing, logistics and after sales services.

A new wave of COVID-19 Disease occurred in various cities in the People’s Republic of China (the “PRC”) during the Interim Period. The PRC government implemented stricter pandemic control and lockdown measures in response to the resurgence of the COVID-19 Disease, logistic and business activities were disrupted accordingly. The economy was slowing down and the market experienced weak demand, and thus, the Group’s orders from our customers declined substantially in the Interim Period.

During the Interim Period, the Group’s revenue decreased by approximately 31.1% from approximately RMB184.3 million for the six months ended 30 June 2021 to approximately RMB127.1 million for the Interim Period. The Group recorded a net loss of approximately RMB2.9 million for the Interim Period as opposed to a net profit of approximately RMB7.4 million for the corresponding period in 2021.

業務回顧及前景

信懋智能控股有限公司（「本公司」）董事會（「董事會」）向本公司股東公佈本公司及其附屬公司（統稱「本集團」）截至二零二二年六月三十日止六個月（「中期期間」）的未經審核中期業績。

業務回顧

本集團是電子製造服務（「EMS」）供應商，在中國提供印製電路板組裝（「PCBA」）裝配及生產的全面服務，業務範圍包括研究及設計、挑選及採購原材料、裝配PCBA、質量控制、測試、物流及售後服務。

中期期間，中華人民共和國（「中國」）多個城市出現新一波的新型冠狀病毒（COVID-19）疫情。為應對COVID-19疫情反彈，中國政府已實施更嚴格的疫情控制及封鎖措施，物流和商業活動也因此中斷。經濟放緩，市場需求疲軟，因此，本集團的客戶訂單於中期期間大幅下降。

中期期間，本集團的收益由截至二零二一年六月三十日止六個月的約人民幣184.3百萬元減少約31.1%至中期期間的約人民幣127.1百萬元。本集團於中期期間錄得純損約人民幣2.9百萬元，而於二零二一年同期錄得純利約人民幣7.4百萬元。



Prospects

The global consumer electronics market demand is rapidly changing by facing macroeconomic headwinds, the Russian-Ukrainian conflict, local epidemics and other factors. The economy environment in China and the world remains uncertain and challenging. The Group is taking proactive measures and making active responses in an effort to sustain the business and actively diversify or expand our customer base and product base to broaden the sources of revenue and diversify business risk. The Group will keep more cautious on its spending and expansion to reduce finance risk. Also, the Group will continue to invest in our development of in-house capabilities and keep ourselves abreast of the development of latest technology advancement in our industries to secure more business opportunities. We will continue to strive a balance among the interests of shareholders, employees and customers, and pursue long-term and sustainable development for the Group.

前景

面對宏觀經濟阻力、俄烏衝突、本地疫情等因素，全球消費電子市場需求正在快速變化。中國及全球經濟環境未來仍充滿不確定因素及挑戰。本集團正主動採取措施積極應對，盡力維持業務並積極分散或擴展我們的客戶及產品，以開拓收入來源並分散業務風險。本集團在開支及擴展方面會保持審慎態度，以降低財務風險。此外，本集團將持續投資開發內部能力，以緊貼行業最新技術發展，爭取更多商機。我們將繼續致力兼顧股東、僱員及客戶之間的利益，為本集團謀求長期可持續發展。

MANAGEMENT DISCUSSION AND ANALYSIS

管理層討論及分析

Financial Review

Revenue by customers' geographical location

The Group is domiciled in PRC. The Group's revenue by geographical location, which is determined by the location of customers, is as follows:

		Unaudited six months ended 30 June (未經審核) 截至六月三十日止六個月	
		2022 二零二二年 RMB'000 人民幣千元	2021 二零二一年 RMB'000 人民幣千元
The PRC	中國	127,070	183,970
The United States of America	美利堅合眾國	13	372
		127,083	184,342


Revenue by Product Type

Based on the usage of the electronic products which incorporated with our PCBAs, our PCBAs can be broadly applied to electronic end products for three product categories, namely, telecommunication devices, IoT products and automotive related devices. The table below summarises the amount of revenue generated and as a percentage of total revenue from each product category for the Interim Period and the corresponding period in 2021 respectively:

按產品劃分的收益

基於使用嵌載我們PCBA的電子產品，我們的PCBA可廣泛應用於三種產品類別的電子終端產品，即電訊裝置、物聯網產品及汽車相關裝置。下表概述於中期期間及二零二一年相應期間各類產品產生的收益金額及佔總收益百分比：

		Revenue for the six months ended 30 June 截至六月三十日止六個月的收益			% of total revenue for the six months ended 30 June 截至六月三十日止六個月佔總收益百分比		
		2022 二零二二年 RMB'000 人民幣千元	2021 二零二一年 RMB'000 人民幣千元	Change 變動 %	2022 二零二二年	2021 二零二一年	Change 變動
PCBAs for	用於以下產品的PCBA						
Telecommunication devices	電訊裝置	69,007	94,197	(26.7)	54.3	51.1	3.2
IoT products	物聯網產品	41,888	79,274	(47.2)	33.0	43.0	(10.0)
Automotive related devices	汽車相關裝置	12,223	3,299	270.5	9.6	1.8	7.8
Others	其他	3,965	7,572	(47.6)	3.1	4.1	(1.0)
Total	總計	127,083	184,342	(31.1)	100.0	100.0	-



Our revenue generated from sales of PCBAs for telecommunication devices decreased by approximately 26.7% from approximately RMB94.2 million for the six months ended 30 June 2021 to approximately RMB69.0 million for the Interim Period, primarily due to the dropped orders from our telecommunication devices customers because that the smartphone market experienced weak demand in the Interim Period.

Our Group recorded a decrease in revenue derived from sales of PCBAs for IoT products by approximately 47.2% from approximately RMB79.3 million for the six months ended 30 June 2021 to approximately RMB41.9 million for the Interim Period, which was mainly attributable to the decline orders received from the Group's major customer, who was located in Shanghai city and the operation were restricted due to the strict lockdown measures implemented by Shanghai authorities in response to the resurgence of COVID-19 Disease during the Interim Period.

Our revenue generated from sales of PCBAs for automotive related devices increased by approximately 270.5% from approximately RMB3.3 million for the six months ended 30 June 2021 to approximately RMB12.2 million for the Interim Period, primarily due to the increased orders from the automotive related devices customers with the maturity of production technology of the automotive related devices.

Other revenue mainly include (i) PCBAs for industrial-use devices; and (ii) the revenue generated from the sale of auxiliary and other materials. Other revenue decreased from approximately RMB7.6 million for the six months ended 30 June 2021 to approximately RMB4.0 million for the Interim Period, which was mainly caused by the decreased orders from the industrial-use devices customers due to the slowing down of the economy.

我們銷售用於電訊裝置的PCBA產生的收益由截至二零二一年六月三十日止六個月的約人民幣94.2百萬元減少約26.7%至中期期間的約人民幣69.0百萬元，主要是由於智能手機市場於中期期間的需求疲軟，導致電訊裝置客戶減少訂單。

本集團銷售用於物聯網產品的PCBA錄得收益由截至二零二一年六月三十日止六個月的約人民幣79.3百萬元減少約47.2%至中期期間的約人民幣41.9百萬元，主要是由於本集團的主要客戶下達的訂單減少，該主要客戶位於上海市，由於上海當局於中期期間因應反覆的COVID-19疫情實施嚴格的封鎖措施，其營運受到限制。

我們銷售汽車相關裝置的PCBA產生的收益由截至二零二一年六月三十日止六個月的約人民幣3.3百萬元增加約270.5%至中期期間的約人民幣12.2百萬元，主要是由於隨著汽車相關裝置的生產技術成熟，汽車相關裝置的訂單增加。

其他收益主要包括(i)用於工業用途裝置的PCBA；及(ii)銷售輔助及其他材料產生的收益。其他收益由截至二零二一年六月三十日止六個月的約人民幣7.6百萬元減少至中期期間的約人民幣4.0百萬元，主要由於經濟放緩，使工業用途裝置客戶的訂單減少所致。

Gross Profit and Gross Profit Margin

Gross profit of the Group for the Interim Period was approximately RMB14.0 million, representing a decrease of approximately RMB14.6 million or 51.0% as compared with approximately RMB28.6 million for the corresponding period in 2021. Overall gross profit margin decreased from 15.5% for the corresponding period in 2021 to 11.0% for the Interim Period.

毛利及毛利率

本集團於中期期間的毛利約為人民幣14.0百萬元，較二零二一年同期的約人民幣28.6百萬元減少約人民幣14.6百萬元或51.0%。整體毛利率由二零二一年同期的15.5%減少至中期期間的11.0%。

		Gross profit for the six months ended 30 June 截至六月三十日止六個月的毛利			Gross profit margin for the six months ended 30 June 截至六月三十日止六個月的毛利率		
		2022	2021	Change	2022	2021	Change
		二零二二年	二零二一年	變動	二零二二年	二零二一年	變動
		RMB'000	RMB'000	(%)	(%)	(%)	(%)
		人民幣千元	人民幣千元	(%)	%	%	(%)
PCBAs for	用於以下產品的PCBA						
Telecommunication devices	電訊裝置	9,587	18,248	(47.5)	13.9	19.4	(5.5)
IoT products	物聯網產品	1,582	8,364	(81.1)	3.8	10.6	(6.8)
Automotive related devices	汽車相關裝置	2,278	555	310.5	18.6	16.8	1.8
Others	其他	588	1,478	(60.2)	14.8	19.5	(4.7)
Total	總計	14,035	28,645	(51.0)	11.0	15.5	(4.5)

PCBAs


The gross profit for PCBAs for telecommunication devices decreased by approximately 47.5% to approximately RMB9.6 million for the Interim Period (six months ended 30 June 2021: approximately RMB18.2 million). The gross profit margin decreased to approximately 13.9% for the Interim Period (six months ended 30 June 2021: approximately 19.4%), which primarily due to the decrease in sales of telecommunication devices, while certain cost of sales was fixed.

The gross profit for PCBAs for IoT products decreased by approximately 81.1% to approximately RMB1.6 million for the Interim Period (six months ended 30 June 2021: approximately RMB8.4 million). The gross profit margin decreased to approximately 3.8% for the Interim Period (six months ended 30 June 2021: approximately 10.6%), which was primarily due to the decreased orders from our major IoT products customers and the provision provided for the slow moving inventory.

PCBAs

用於電訊裝置的PCBA的毛利減少約47.5%至中期期間的約人民幣9.6百萬元（截至二零二一年六月三十日止六個月：約人民幣18.2百萬元）。毛利率於中期期間減少至約13.9%（截至二零二一年六月三十日止六個月：約19.4%），主要是由於電訊裝置銷售減少，而若干銷售成本不變。

用於物聯網產品的PCBA的毛利減少約81.1%至中期期間的約人民幣1.6百萬元（截至二零二一年六月三十日止六個月：約人民幣8.4百萬元）。毛利率於中期期間減少至約3.8%（截至二零二一年六月三十日止六個月：約10.6%），主要是由於物聯網產品主要客戶下達的訂單減少及為流動緩慢的庫存提供準備金。



The gross profit for PCBAs for automotive related devices increased by approximately RMB310.5% to approximately RMB2.3 million for the Interim Period (six months ended 30 June 2021: approximately RMB 0.6 million). The gross profit margin increased to approximately 18.6% for the Interim Period (six months ended 30 June 2021: approximately 16.8%), which was mainly due to the increased sales orders from the automotive related devices customers with the maturity of production technology.

Other Income

Other income of the Group for the Interim Period of approximately RMB3.4 million (six months ended 30 June 2021: approximately RMB2.3 million) mainly represented government grants received by the Group.

Other (Losses)/Gains, Net

Net other losses of approximately RMB0.9 million for the Interim Period (six months ended 30 June 2021: net gain of approximately RMB0.3 million) mainly represented exchange differences and loss on disposal of property, plant and equipment.

Selling and Distribution Expenses

Selling and distribution expenses mainly comprised (i) relevant employee benefit expenses; (ii) travelling and transportation costs; (iii) entertainment expenses and other expenses. For the Interim Period, selling and distribution expenses amounted to approximately RMB1.3 million (six months ended 30 June 2021: approximately RMB1.9 million), representing a decrease of approximately 31.0% as compared to that for the six months ended 30 June 2021. The decrease was mainly due to the decreased headcount in the marketing department. Selling and distribution expense ratio remained low at approximately 1.1% against revenue for both the Interim Period and the six months ended 30 June 2021.

用於汽車相關裝置的PCBAs的毛利增加約310.5%至中期期間的約人民幣2.3百萬元(截至二零二一年六月三十日止六個月:約人民幣0.6百萬元)。毛利率於中期期間增加至約18.6%(截至二零二一年六月三十日止六個月:約16.8%)，主要是由於隨著生產技術成熟，汽車相關裝置客戶下達的訂單增加。

其他收入

本集團於中期期間的其他收入約為人民幣3.4百萬元(截至二零二一年六月三十日止六個月:約人民幣2.3百萬元)，主要指本集團收取的政府補助。

其他(虧損)/收益淨額

中期期間的其他虧損淨額約為人民幣0.9百萬元(截至二零二一年六月三十日止六個月:收益淨額約人民幣0.3百萬元)，主要為匯兌差額及出售物業、廠房及設備虧損。

銷售及分銷開支

銷售及分銷開支主要包括(i)相關僱員福利開支;(ii)差旅及運輸成本;(iii)娛樂開支及其他開支。中期期間的銷售及分銷開支約為人民幣1.3百萬元(截至二零二一年六月三十日止六個月:約人民幣1.9百萬元)，較截至二零二一年六月三十日止六個月減少約31.0%，減少乃主要由於減少行銷部門員工人數。於中期期間及截至二零二一年六月三十日止六個月，銷售及分銷開支比率維持在低水平，均約為收益1.1%。

Administrative Expenses

Administrative expenses mainly represented (i) employment benefit expenses, (ii) depreciation, (iii) professional fee, (iv) rental expenses, (v) travelling expenses, (vi) utilities, (vii) telecommunication and office expenses and other expenses. For the Interim Period, administrative expenses amounted to approximately RMB17.6 million (six months ended 30 June 2021: approximately RMB19.6 million). The decrease in administrative expense was mainly because of the decreased bonus due to the unsatisfying results for the Interim Period.

Finance Costs, Net

Finance costs mainly comprised interest expenses on bank and other borrowings and leases, while finance income mainly represented interest income on our cash and cash equivalents and financial asset at amortised cost. For the Interim Period, the net finance income of the Group were approximately RMB0.8 million (six months ended 30 June 2021: net finance costs of approximately RMB0.1 million). The increase in finance income was mainly due to the increased financial asset at amortised cost at the end of 2021.

Income Tax Expense

Income tax expense decreased by approximately RMB1.0 million from approximately RMB2.2 million for the six months ended 30 June 2021 to approximately RMB1.2 million for the Interim Period, primarily due to the decreased assessable profit of the Group.

行政開支

行政開支主要包括(i)僱傭福利開支、(ii)折舊、(iii)專業費用、(iv)租金開支、(v)差旅開支、(vi)公用事業費、(vii)電訊及辦公室開支以及其他開支。中期期間的行政開支約為人民幣17.6百萬元(截至二零二一年六月三十日止六個月:約人民幣19.6百萬元)，行政開支減少主要由於中期期間的業績不盡人意，以致獎金減少。

融資成本淨額

融資成本主要包括銀行及其他借款及租賃的利息開支，而融資收入主要指我們的現金及現金等價物及按攤銷成本列賬的金融資產的利息收入。本集團於中期期間的融資收入淨額約為人民幣0.8百萬元(截至二零二一年六月三十日止六個月:融資成本淨額約人民幣0.1百萬元)。融資收入增加，主要是由於按攤銷成本列賬的金融資產於二零二一年末增加所致。

所得稅開支

所得稅開支由截至二零二一年六月三十日止六個月的約人民幣2.2百萬元減少約人民幣1.0百萬元至中期期間的約人民幣1.2百萬元，主要是由於本集團應課稅溢利減少。

Profit Attributable to Owners of the Company

As a result of the facts discussed above, loss attributable to equity holders of the Company was approximately RMB3.9 million for the Interim Period as opposed to the profit approximately RMB6.6 million for the six months ended 30 June 2021.

Liquidity and Capital Resources

Net Current Assets

The Group had net current assets of approximately RMB146.1 million as at 30 June 2022 (31 December 2021: approximately RMB138.2 million). The current ratio of the Group increased from approximately 3.0 as at 31 December 2021 to 3.5 as at 30 June 2022.

Borrowing and the Pledge of Assets

The bank and other borrowings of the Group amounted to approximately RMB10.5 million as at 30 June 2022 (31 December 2021: approximately RMB12.6 million). As at 30 June 2022, the borrowings were secured by bank deposits of approximately RMB1.7 million (31 December 2021: approximately RMB1.7 million); property, plant and equipment with carrying amounts approximately RMB24.0 million (31 December 2021: approximately RMB25.0 million) and a corporate guarantee provided by the Company.

Gearing Ratio

Our gearing ratio, which is calculated by total borrowings and lease liability divided by total equity, was approximately 7.3% and 8.5% as at 30 June 2022 and 31 December 2021, respectively. During the Interim Period, our bank and other borrowings and lease liability decreased by approximately RMB3.7 million. The gearing remained low due to our low level of bank and other borrowings and lease liability.

Capital Structure

The Shares were listed on the Stock Exchange on 18 October 2019 (the "Listing Date"). There has been no change in the capital structure of the Company since then. As at 30 June 2022, the number of issued shares of the Company was 250,000,000 ordinary shares of HK\$0.01 each.

本公司擁有人應佔溢利

由於上文所論述，本公司權益持有人應佔虧損於中期期間約為人民幣3.9百萬元，而截至二零二一年六月三十日止六個月則為溢利約人民幣6.6百萬元。

流動資金及資本資源

流動資產淨值

於二零二二年六月三十日，本集團的流動資產淨值約為人民幣146.1百萬元（二零二一年十二月三十一日：約人民幣138.2百萬元）。本集團的流動比率由二零二一年十二月三十一日的約3.0增加至二零二二年六月三十日的3.5。

借款及資產抵押

於二零二二年六月三十日，本集團的銀行及其他借款約為人民幣10.5百萬元（二零二一年十二月三十一日：約人民幣12.6百萬元）。於二零二二年六月三十日借款以銀行存款約人民幣1.7百萬元（二零二一年十二月三十一日：約人民幣1.7百萬元）、賬面值約為人民幣24.0百萬元的物業、廠房及設備（二零二一年十二月三十一日：約人民幣25.0百萬元）及本公司提供的公司擔保作為抵押。

資產負債比率

於二零二二年六月三十日及二零二一年十二月三十一日，資產負債比率（按總借貸及租賃負債除以總權益計算）分別約為7.3%及8.5%。中期期間，銀行及其他借款及租賃負債減少約人民幣3.7百萬元。由於我們的銀行及其他借款及租賃負債水平較低，資產負債比率維持在低水平。

資本架構

股份於二零一九年十月十八日（「上市日期」）在聯交所上市。此後本公司的資本架構並無變動。於二零二二年六月三十日，本公司已發行股份數目為250,000,000股每股0.01港元的普通股。

Foreign Exchange Exposure and Exchange Rate Risk

The Group's assets, liabilities and transactions are mainly denominated in Renminbi ("RMB") and Hong Kong dollar ("HK\$"), and there are no significant assets and liabilities denominated in other currencies. Management considers that the Group is not exposed to any significant foreign exchange risk as at 30 June 2022 as there are no significant financial assets or liabilities of the Group denominated in the currencies other than the respective functional currencies of the Group's entities.

Capital Expenditure

For the Interim Period, the Group had capital expenditure of approximately RMB2.4 million (six months ended 30 June 2021: approximately RMB52.3 million). The capital expenditure for the six months ended 30 June 2021 was mainly related to the additions of plant and equipment for our new factory in Chongqing and factory in Shenzhen.

Interim Dividend

The Board does not recommend payment of interim dividend for the six months ended 30 June 2022 (six months ended 30 June 2021: nil).

Employees and Emoluments Policy and Training

The key components of the Group's remuneration package include basic salary, and where appropriate, other allowances, bonuses and the Group's contribution to mandatory provident funds or state-managed retirement benefits scheme. Other benefits include share options to be granted under the Share Option Schemes. The Group provides comprehensive training and development opportunities to its employees on a regular basis. The trainings are arranged according to needs to employees, which are identified annually by individual departments.

As at 30 June 2022, the Group had 791 employees with a total remuneration of approximately RMB38.0 million during the Interim Period (six months ended 30 June 2021: approximately RMB52.7 million). The salaries of the employees were determined with reference to individual performance, work experience, qualification and current industry practices.

外匯風險及匯率風險

本集團的資產、負債及交易主要以人民幣（「人民幣」）及港元（「港元」）計值，且並無重大資產及負債以其他貨幣計值。管理層認為，本集團於二零二二年六月三十日並無承受任何重大外匯風險，因本集團並無重大金融資產或負債以本集團實體相關的功能貨幣以外的貨幣計值。

資本開支

中期期間，本集團的資本開支約為人民幣2.4百萬元（截至二零二一年六月三十日止六個月；約人民幣52.3百萬元）。截至二零二一年六月三十日止六個月的資本開支主要與重慶新工廠及深圳工廠添置廠房及設備有關。

中期股息

董事會不建議派付截至二零二二年六月三十日止六個月的中期股息（截至二零二一年六月三十日止六個月：無）。

僱員及薪酬政策與培訓

本集團薪酬組合的主要組成部分包括基本薪資及（倘適用）其他津貼、花紅以及本集團向強制性公積金或國家管理的退休福利計劃作出的供款。其他福利包括根據購股權計劃授出的購股權。本集團定期為其僱員提供全面的培訓及發展機會。本集團按僱員需求安排培訓，僱員需求每年由各部門確定。

於二零二二年六月三十日，本集團有791名僱員，中期期間的總薪酬約為人民幣38.0百萬元（截至二零二一年六月三十日止六個月；約人民幣52.7百萬元）。僱員薪金乃參考個人表現、工作經驗、資歷及當前行業慣例釐定。

Pension Scheme

Pursuant to the relevant labor laws and regulations of the PRC, the employees of the Group's subsidiaries established in the PRC are required to participate in a state-managed retirement benefit scheme (the "Defined Contribution Scheme") operated by the PRC government. The Group is required to contribute a certain percentage of basic payroll costs to the Defined Contribution Scheme.

The Group's contributions to the Defined Contribution Scheme vest fully and immediately with the employees. Accordingly, (i) during the Interim Period, there was no forfeiture of contributions under the Defined Contribution Scheme; and (ii) there were no forfeited contributions available for the Group to reduce its existing level of contributions to the Defined Contribution Scheme as at 30 June 2022. The contributions are charged to profit or loss as they become payable in accordance with the rules of the Defined Contribution Scheme.

Use of Proceeds

Our business objectives and planned use of proceeds as stated in the Prospectus of the Company date 28 September 2019 (the "Prospectus") were based on the best estimation of future market conditions made by the Group at the time of preparing the Prospectus. The actual use of proceeds was based on the actual market development. The net proceeds from the Share Offer received by the Company (the "Net Proceed"), after deducting related underwriting fees and estimated expenses payable by the Company in connection with the Share Offer were approximately HK\$91.9 million. As disclosed in the Company's announcement dated 26 November 2021 (the "Change of Use of Proceeds Announcement"), having carefully considered the latest business environment and development needs of the Group, the Board had resolved to change the proposed use of the unutilized Net Proceeds in the amount of approximately HK\$7.2 million originally allocated for (i) strengthening the Group's product design and enhancement capabilities in respect of the Group's PCBAs applicable to telecommunication devices and IoT devices; (ii) upgrading the Group's MES system and enhancing the Group's capabilities in information technology; and (iii) upgrading the Group's existing intelligent warehouse, to working capital.

退休金計劃

根據中國相關勞動法律及法規，本集團於中國成立的附屬公司的僱員須參與由中國政府運作的國營退休福利計劃（「界定供款計劃」）。本集團須按基本工資成本的若干百分比向界定供款計劃作出供款。

本集團向界定供款計劃作出的供款悉數及即時歸屬於僱員。因此，(i) 中期期間，概無界定供款計劃下的供款被沒收；及(ii) 於二零二二年六月三十日，本集團並無已沒收供款可用於減低其現有的界定供款計劃供款水平。供款須按界定的供款計劃的規則繳付，故於損益扣除。

所得款項用途

本公司日期為二零一九年九月二十八日的招股章程（「招股章程」）所述業務目標及所得款項擬定用途乃以本集團在編製招股章程時對未來市況作出的最佳估計為基礎。所得款項實際用途須視乎市場實際發展而定。本公司收取的股份發售所得款項淨額（「所得款項淨額」）經扣除相關包銷費及本公司就股份發售應付的估計費用後約為91.9百萬港元。誠如本公司日期為二零二一年十一月二十六日的公告（「更改所得款項用途公告」）所披露，經審慎考慮本集團的最新業務環境及發展需要，董事會已議決將未動用所得款項淨額（金額約為7.2百萬港元）的擬定用途，由原定用於(i) 提升本集團適用於電訊裝置及物聯網裝置的產品設計及增強能力；(ii) 升級本集團的MES及加強本集團的信息技術能力；及(iii) 升級本集團現有的智能倉庫，更改為營運資金。

The following table sets forth the status of the use of revised allocation of the Net Proceeds as at 30 June 2022 and the date of the change of Use of Proceeds Announcement:

下表載列於二零二二年六月三十日及更改所得款項用途公告刊發之日，經修訂分配的所得款項淨額的使用情況：

Business objectives as stated in the Prospectus		Actual use of proceeds from the Listing Date to the date of change of use of proceeds		Reallocation	Amount utilized after reallocation	Remaining balance
		Actual net proceeds	announcement			
招股章程所述業務目標		實際所得款項淨額	實際所得款項用途	重新分配	重新分配後已動用的金額	餘額
		HK\$ million 百萬港元	HK\$ million 百萬港元	HK\$ million 百萬港元		
Enhance our production capacity and efficiency	提升產能及效率	49.9	49.9	-	-	-
Enhance the level of automation in our quality control and packaging system	提高質量控制及包裝系統的自動化水平	7.6	7.6	-	-	-
Strengthen our product design and enhancement capabilities in respect of our PCBAs applicable to telecommunication devices and IoT devices	提升我們適用於電訊裝置及物聯網裝置的相關PCBA的產品設計及增強能力	5.9	0.8	(5.1)	-	-
Further strengthen our research and development capabilities	進一步加強我們的研發能力	3.1	3.1	-	-	-
Strengthen our product testing capabilities for IoT products by setting up a cloud-based simulation platform	通過建立基於雲的模擬平台，增強我們對物聯網產品的產品測試能力	2.1	2.1	-	-	-
Upgrade our MES system and enhance our capabilities in information technology	升級我們的MES及加強我們的信息技術能力	3.1	2.0	(1.1)	-	-
Upgrade our existing intelligent warehouse	升級我們現有的智能倉庫	2.5	1.5	(1.0)	-	-
Repayment of bank loan and other borrowings	償還銀行貸款及其他借款	8.6	8.6	-	-	-
Working capital	營運資金	9.1	9.1	7.2	7.2	-
		91.9	84.7	-	7.2	-

Capital Commitment

As at 30 June 2022, the Group's capital commitment amounted to approximately RMB3.2 million (31 December 2021: approximately RMB3.2 million). The capital commitment was mainly related to the acquisition of machinery and equipment to enhance our production efficiency.

Material Acquisitions, Disposals of Subsidiaries, Associates and Joint Ventures and Significant Investment

During the Interim Period, saved as disclosed in this report, there were no material acquisition, disposal of subsidiaries, associates and joint ventures or significant investment by the Group.

Contingent Liabilities

The Group did not have any contingent liabilities as of 30 June 2022 (31 December 2021: nil).

Subsequent Event After the Interim Period

On 25 July 2022, Wanhai Big Data Technology (Shanghai) Limited*, a wholly-owned subsidiary of the Company, entered into an agreement with Regan Shiye Group Co., Limited*, an independent third party, to acquire 60% of the registered capital of Shanghai Regan Financial Information Service Co., Limited*, a company principally engaged in the development and operation of financial-related application, for cash consideration of approximately RMB7,032,000. Detailed information please refer to the announcement of the Company dated 25 July 2022.

資本承擔

於二零二二年六月三十日，本集團的資本承擔約為人民幣3.2百萬元（二零二一年十二月三十一日：約人民幣3.2百萬元）。資本承擔主要關乎收購機器及設備以提升我們的生產效率。

重大收購、出售附屬公司、聯營公司及合營企業及重大投資

中期期間，除本報告所披露者外，本集團概無進行重大收購、出售附屬公司、聯營公司及合營企業或重大投資。

或然負債

於二零二二年六月三十日，本集團並無任何或然負債（二零二一年十二月三十一日：無）。

中期期後事項

於二零二二年七月二十五日，本公司的全資附屬公司萬海大數據科技(上海)有限公司與獨立第三方雷根實業集團有限公司簽訂協議，以約人民幣7,032,000元的現金代價收購上海雷根金融信息服務有限公司60%的註冊資本，該公司主要從事開發和營運金融相關應用程式。詳細資料請參閱本公司日期為二零二二年七月二十五日的公告。

* For identification purpose only

* 僅供識別

REPORT ON REVIEW OF INTERIM FINANCIAL INFORMATION



TO THE BOARD OF DIRECTORS OF CONFIDENCE INTELLIGENCE HOLDINGS LIMITED

(incorporated in the Cayman Islands with limited liability)

INTRODUCTION

We have reviewed the interim financial information set out on pages 19 to 53, which comprises the interim condensed consolidated balance sheet of Confidence Intelligence Holdings Limited (the “Company”) and its subsidiaries (together, the “Group”) as at 30 June 2022 and the interim condensed consolidated income statement, the interim condensed consolidated statement of comprehensive income, the interim condensed consolidated statement of changes in equity and the interim condensed consolidated statement of cash flows for the six-month period then ended, and notes, comprising significant accounting policies and other explanatory information. The Rules Governing the Listing of Securities on The Stock Exchange of Hong Kong Limited require the preparation of a report on interim financial information to be in compliance with the relevant provisions thereof and Hong Kong Accounting Standard 34 “Interim Financial Reporting” issued by the Hong Kong Institute of Certified Public Accountants. The directors of the Company are responsible for the preparation and presentation of this interim financial information in accordance with Hong Kong Accounting Standard 34 “Interim Financial Reporting”. Our responsibility is to express a conclusion on this interim financial information based on our review and to report our conclusion solely to you, as a body, in accordance with our agreed terms of engagement and for no other purpose. We do not assume responsibility towards or accept liability to any other person for the contents of this report.

PricewaterhouseCoopers, 22/F, Prince’s Building, Central, Hong Kong

T: +852 2289 8888, F: +852 2810 9888, www.pwchk.com

羅兵咸永道會計師事務所，香港中環太子大廈廿二樓

總機：+852 2289 8888，傳真：+852 2810 9888，www.pwchk.com

中期財務資料的審閱報告

羅兵咸永道

致信懇智能控股有限公司董事會

(於開曼群島註冊成立的有限公司)

引言

本核數師(以下簡稱「我們」)已審閱列載於第19至53頁的中期財務資料，此中期財務資料包括信懇智能控股有限公司(以下簡稱「貴公司」)及其附屬公司(以下統稱「貴集團」)於二零二二年六月三十日的中期簡明綜合資產負債表與截至該日止六個月期間的中期簡明綜合收益表、中期簡明綜合全面收益表、中期簡明綜合權益變動表和中期簡明綜合現金流量表，以及附註，包括主要會計政策和其他解釋信息。香港聯合交易所有限公司證券上市規則規定，就中期財務資料擬備的報告必須符合以上規則的有關條文以及香港會計師公會頒布的香港會計準則第34號「中期財務報告」。貴公司董事須負責根據香港會計準則第34號「中期財務報告」擬備及列報該等中期財務資料。我們的責任是根據我們的審閱對該等中期財務資料作出結論，並僅按照我們協定的業務約定條款向閣下(作為整體)報告我們的結論，除此之外本報告別無其他目的。我們不會就本報告的內容向任何其他人士負責或承擔任何責任。



REPORT ON REVIEW OF INTERIM FINANCIAL INFORMATION (CONTINUED)

SCOPE OF REVIEW

We conducted our review in accordance with Hong Kong Standard on Review Engagements 2410, “Review of Interim Financial Information Performed by the Independent Auditor of the Entity” issued by the Hong Kong Institute of Certified Public Accountants. A review of interim financial information consists of making inquiries, primarily of persons responsible for financial and accounting matters, and applying analytical and other review procedures. A review is substantially less in scope than an audit conducted in accordance with Hong Kong Standards on Auditing and consequently does not enable us to obtain assurance that we would become aware of all significant matters that might be identified in an audit. Accordingly, we do not express an audit opinion.

CONCLUSION

Based on our review, nothing has come to our attention that causes us to believe that the interim financial information of the Group is not prepared, in all material respects, in accordance with Hong Kong Accounting Standard 34 “Interim Financial Reporting”.

PricewaterhouseCoopers
Certified Public Accountants

Hong Kong, 30 August 2022

中期財務資料的審閱報告 (續)

審閱範圍

我們已根據香港會計師公會頒布的香港審閱準則第2410號「由實體的獨立核數師執行中期財務資料審閱」進行審閱。審閱中期財務資料包括主要向負責財務和會計事務的人員作出查詢，及應用分析性和其他審閱程序。審閱的範圍遠較根據《香港審計準則》進行審計的範圍為小，故不能令我們可保證我們將知悉在審計中可能被發現的所有重大事項。因此，我們不會發表審計意見。

結論

按照我們的審閱，我們並無發現任何事項，令我們相信 貴集團的中期財務資料未有在各重大方面根據香港會計準則第34號「中期財務報告」擬備。

羅兵咸永道會計師事務所
執業會計師

香港，二零二二年八月三十日

CONDENSED CONSOLIDATED INCOME STATEMENT

FOR THE SIX MONTHS ENDED 30 JUNE 2022

簡明綜合收益表

截至二零二二年六月三十日止六個月

		Unaudited six months ended 30 June 未經審核 截至六月三十日止六個月		
			2022	2021
		Note 附註	RMB'000 人民幣千元	RMB'000 人民幣千元
Revenue	收益	6	127,083	184,342
Cost of sales	銷售成本	7	(113,048)	(155,697)
Gross profit	毛利		14,035	28,645
Other income	其他收入	8	3,379	2,330
Other (losses)/gains, net	其他(虧損)/收益淨額	9	(908)	287
Selling and distribution expenses	銷售及分銷開支	7	(1,343)	(1,946)
Administrative expenses	行政開支	7	(17,606)	(19,604)
(Impairment losses)/reversal of impairment losses on financial assets	金融資產(減值虧損)/減值虧損撥回	7	(24)	36
Operating (loss)/profit	經營(虧損)/溢利		(2,467)	9,748
Finance income/(costs), net	融資收入/(成本)淨額		829	(142)
(Loss)/profit before income tax	除所得稅前(虧損)/溢利		(1,638)	9,606
Income tax expense	所得稅開支	10	(1,235)	(2,201)
(Loss)/profit for the period	期內(虧損)/溢利		(2,873)	7,405
(Loss)/profit for the period attributable to:	下列各方應佔期內(虧損)/溢利:			
Equity holders of the Company	本公司權益持有人		(3,885)	6,602
Non-controlling interest	非控股權益		1,012	803
			(2,873)	7,405
(Loss)/earnings per share attributable to equity holders of the Company	本公司權益持有人應佔每股(虧損)/盈利			
Basic and diluted (RMB cents)	基本及攤薄(人民幣分)	11	(1.55)	2.64

The above condensed consolidated income statement should be read in conjunction with the accompanying notes.

上述簡明綜合收益表應與隨附附註一併閱讀。

**CONDENSED CONSOLIDATED
STATEMENT OF COMPREHENSIVE
INCOME**

FOR THE SIX MONTHS ENDED 30 JUNE 2022

簡明綜合全面收益表

截至二零二二年六月三十日止六個月

		Unaudited	
		six months ended 30 June	
		未經審核	
		截至六月三十日止六個月	
		2022	2021
		二零二二年	二零二一年
		RMB'000	RMB'000
		人民幣千元	人民幣千元
(Loss)/profit for the period	期內(虧損)/溢利	(2,873)	7,405
Other comprehensive (loss)/ income:	其他全面(虧損)/收益：		
<i>Items that will not be reclassified to profit or loss</i>	不會重新分類至損益的項目		
Currency translation differences	貨幣換算差額	2,413	(750)
Equity investments at fair value through other comprehensive income:	按公平值計入其他全面收益的 股本投資：		
– Fair value (losses)/gains taken to reserves	– 計入儲備的公平值 (虧損)/收益	(402)	407
– Disposal gains taken to reserves	– 計入儲備的出售收益	–	1,049
<i>Item that may be reclassified to profit or loss</i>	可能重新分類至損益的項目		
Exchange differences on translation of foreign operations	換算海外業務的匯兌差額	(384)	48
Total comprehensive (loss)/ income for the period	期內全面(虧損)/收益總額	(1,246)	8,159
Total comprehensive (loss)/ income for the period attributable to:	下列各方應佔期內全面 (虧損)/收益總額：		
Equity holders of the Company	本公司權益持有人	(2,258)	7,356
Non-controlling interest	非控股權益	1,012	803
		(1,246)	8,159

The above condensed consolidated statement of comprehensive income should be read in conjunction with the accompanying notes.

上述簡明綜合全面收益表應與隨附附註一併閱讀。

CONDENSED CONSOLIDATED BALANCE SHEET 簡明綜合資產負債表

AS AT 30 JUNE 2022

於二零二二年六月三十日

		Note 附註	Unaudited 未經審核 30 June 2022 二零二二年 六月三十日 RMB'000 人民幣千元	Audited 經審核 31 December 2021 二零二一年 十二月三十一日 RMB'000 人民幣千元
ASSETS	資產			
Non-current assets	非流動資產			
Property, plant and equipment	物業、廠房及設備	13	161,037	177,744
Intangible assets	無形資產	14	883	1,278
Investment in an associate	於一間聯營公司之投資		-	-
Prepayments and deposits	預付款項及按金	15	3,703	3,186
Deferred tax assets	遞延稅項資產		2,503	2,403
Financial assets at fair value through other comprehensive income	按公平值計入其他全面收益的金融資產		8,335	8,369
			176,461	192,980
Current assets	流動資產			
Inventories	存貨	16	17,703	30,460
Contract assets	合約資產	17	32,896	55,052
Trade and bills receivables	貿易應收款項及應收票據	17	41,860	52,973
Prepayments, deposits and other receivables	預付款項、按金及其他應收款項	15	3,232	3,286
Financial assets at fair value through profit or loss	按公平值計入損益的金融資產		-	-
Financial asset at amortised cost	按攤銷成本列賬的金融資產	18	16,794	16,080
Pledged bank deposits	已抵押銀行存款		1,695	1,695
Cash and cash equivalents	現金及現金等價物		90,476	48,926
			204,656	208,472
Total assets	資產總值		381,117	401,452

CONDENSED CONSOLIDATED BALANCE SHEET (CONTINUED)

簡明綜合資產負債表(續)

AS AT 30 JUNE 2022

於二零二二年六月三十日

		Unaudited 未經審核 30 June 2022 二零二二年 六月三十日 RMB'000 人民幣千元	Audited 經審核 31 December 2021 二零二一年 十二月三十一日 RMB'000 人民幣千元
	Note 附註		
EQUITY	權益		
Equity attributable to equity holders of the Company	本公司權益持有人應佔權益		
Share capital	股本	2,250	2,250
Share premium	股份溢價	98,676	98,676
Retained earnings	保留盈利	61,410	65,632
Reserves	儲備	123,131	121,167
		285,467	287,725
Non-controlling interest	非控股權益	11,148	10,136
Total equity	權益總額	296,615	297,861
LIABILITIES	負債		
Non-current liabilities	非流動負債		
Bank borrowings	銀行借款	5,226	7,703
Lease liabilities	租賃負債	5,762	7,553
Deferred government grants	遞延政府補助	14,234	15,999
Deferred tax liabilities	遞延稅項負債	717	2,107
		25,939	33,362

CONDENSED CONSOLIDATED BALANCE SHEET (CONTINUED)

簡明綜合資產負債表(續)

AS AT 30 JUNE 2022

於二零二二年六月三十日

			Unaudited 未經審核 30 June 2022 二零二二年 六月三十日 RMB'000 人民幣千元	Audited 經審核 31 December 2021 二零二一年 十二月三十一日 RMB'000 人民幣千元
		Note 附註		
Current liabilities	流動負債			
Trade payables	貿易應付款項	19	11,751	17,499
Other payables and accruals	其他應付款項及應計款項	20	26,221	35,147
Lease liabilities	租賃負債		5,383	5,140
Contract liabilities	合約負債	20	1,252	1,503
Current income tax liabilities	即期所得稅負債		5,048	1,752
Deferred government grants	遞延政府補助		3,649	4,277
Bank borrowings	銀行借款		5,259	4,911
			58,563	70,229
Total liabilities	負債總額		84,502	103,591
Total equity and liabilities	權益及負債總額		381,117	401,452

The above condensed consolidated balance sheet should be read in conjunction with the accompanying notes.

上述簡明綜合資產負債表應與隨附附註一併閱讀。

CONDENSED CONSOLIDATED STATEMENT OF CHANGES IN EQUITY

FOR THE SIX MONTHS ENDED 30 JUNE 2022

簡明綜合權益變動表

截至二零二二年六月三十日止六個月

Unaudited
Attributable to equity holders of the Company
未經審核本公司權益持有人應佔

	Share capital	Share premium	Other reserve	Share-based payment reserve	Statutory reserve	Exchange reserve	Financial assets at fair value through other comprehensive income reserve	Retained earnings	Total	Non-controlling interest	Total equity
	股本	股份溢價	其他儲備	以股份形式 付款儲備	法定儲備	外匯儲備	按公平值計入 其他全面收益的 金融資產儲備	保留盈利	總額	非控股權益	權益總額
	RMB'000	RMB'000	RMB'000	RMB'000	RMB'000	RMB'000	RMB'000	RMB'000	RMB'000	RMB'000	RMB'000
	人民幣千元	人民幣千元	人民幣千元	人民幣千元	人民幣千元	人民幣千元	人民幣千元	人民幣千元	人民幣千元	人民幣千元	人民幣千元
Balance at 1 January 2022	2,250	98,676	111,235	752	21,087	(6,734)	(5,173)	65,632	287,725	10,136	297,861
(Loss)/profit for the period	-	-	-	-	-	-	-	(3,885)	(3,885)	1,012	(2,873)
Other comprehensive income/(loss)											
Currency translation differences	-	-	-	-	-	2,413	-	-	2,413	-	2,413
Exchange differences on translation of foreign operations	-	-	-	-	-	(384)	-	-	(384)	-	(384)
Equity investments at fair value through other comprehensive income:											
- Fair value losses taken to reserves	-	-	-	-	-	-	(402)	-	(402)	-	(402)
Total comprehensive income/(loss)	-	-	-	-	-	2,029	(402)	(3,885)	(2,258)	1,012	(1,246)
Transaction with owners											
Appropriation (Note b)	-	-	-	-	337	-	-	(337)	-	-	-
Total transaction with owners	-	-	-	-	337	-	-	(337)	-	-	-
Balance at 30 June 2022	2,250	98,676	111,235	752	21,424	(4,705)	(5,575)	61,410	285,467	11,148	296,615

CONDENSED CONSOLIDATED STATEMENT OF CHANGES IN EQUITY (CONTINUED)

簡明綜合權益變動表(續)

FOR THE SIX MONTHS ENDED 30 JUNE 2022

截至二零二二年六月三十日止六個月

		Unaudited Attributable to equity holders of the Company 未經審核本公司權益持有人應佔										
		Share capital	Share premium	Other reserve	Share-based payment reserve	Statutory reserve	Exchange reserve	comprehensive income reserve	Retained earnings	Total	Non-controlling interest	Total equity
		股本	股份溢價	其他儲備	以股份形式 付款儲備	法定儲備	外匯儲備	按公平值計入 其他全面收益的 金融資產儲備	保留盈利	總額	非控股權益	權益總額
		RMB'000	RMB'000	RMB'000	RMB'000	RMB'000	RMB'000	RMB'000	RMB'000	RMB'000	RMB'000	RMB'000
		人民幣千元	人民幣千元	人民幣千元	人民幣千元	人民幣千元	人民幣千元	人民幣千元	人民幣千元	人民幣千元	人民幣千元	人民幣千元
				(Note a) (附註a)								
Balance at 1 January 2021	於二零二一年一月一日的結餘	2,250	98,676	111,235	752	19,383	(5,149)	-	58,979	286,127	5,804	291,931
Profit for the period	期內溢利	-	-	-	-	-	-	-	6,602	6,602	803	7,405
Other comprehensive (loss)/income	其他全面(虧損)/收益											
Currency translation differences	貨幣換算差額	-	-	-	-	-	(750)	-	-	(750)	-	(750)
Exchange differences on translation of foreign operations	換算海外業務的匯兌差額	-	-	-	-	-	48	-	-	48	-	48
Equity investments at fair value through other comprehensive income:	按公平值計入其他全面收益的股本投資：											
- Fair value gains taken to reserves	- 計入儲備的公平值收益	-	-	-	-	-	-	407	-	407	-	407
- Disposal gains taken to reserves	- 計入儲備的出售收益	-	-	-	-	-	-	1,049	-	1,049	-	1,049
- Disposal gains recycled to retained earnings	- 復歸至保留盈利的出售收益	-	-	-	-	-	-	(1,049)	1,049	-	-	-
Total comprehensive (loss)/income	全面(虧損)/收益總額	-	-	-	-	-	(702)	407	7,651	7,356	803	8,159
Transactions with owners	與擁有人的交易											
Appropriation (Note b)	撥款(附註b)	-	-	-	-	744	-	-	(744)	-	-	-
Capital contribution from non-controlling interest on setting up a new subsidiary	非控股權益就成立新附屬公司的注資	-	-	-	-	-	-	-	-	-	1,500	1,500
Total transactions with owners	與擁有人的交易總額	-	-	-	-	744	-	-	(744)	-	1,500	1,500
Balance at 30 June 2021	於二零二一年六月三十日的結餘	2,250	98,676	111,235	752	20,127	(6,850)	407	65,886	293,483	8,107	301,590

CONDENSED CONSOLIDATED STATEMENT OF CHANGES IN EQUITY (CONTINUED)

FOR THE SIX MONTHS ENDED 30 JUNE 2022

Notes:

- (a) Other reserve represents the combined share capital and capital reserve of the companies comprising the Group, after elimination of inter-company transactions and balances as at 31 December 2021 and 30 June 2022 in relation to the reorganisation.
- (b) The PRC laws and regulations require companies registered in the PRC to provide for certain statutory reserves, which are to be appropriated from the profit after income tax (after offsetting accumulated losses from prior years) as reported in their respective statutory financial statements, before profit distributions to equity holders. All statutory reserves are created for specific purposes. A PRC company is required to appropriate an amount of not less than 10% of statutory profits after income tax to statutory surplus reserves, prior to distribution of its post-tax profits of the current year. A company may discontinue the contribution when the aggregate sum of the statutory surplus reserve is more than 50% of its registered capital. The statutory surplus reserves shall only be used to make up losses of the company, to expand the company's operations, or to increase the capital of the company. In addition, a company may make further contribution to the discretionary surplus reserve using its post-tax profits in accordance with resolutions of the board of directors.

The above condensed consolidated statement of changes in equity should be read in conjunction with the accompanying notes.

簡明綜合權益變動表(續)

截至二零二二年六月三十日止六個月

附註：

- (a) 於二零二一年十二月三十一日及二零二二年六月三十日，其他儲備指組成本集團的公司經對銷集團內公司間就重組之交易及結餘後的合併股本及資本儲備。
- (b) 中國法律及法規規定，中國註冊公司於向權益持有人作出溢利分派前，須就自其各自法定財務報表所呈報的所得稅後溢利（抵銷過往年度的累計虧損後）轉撥的若干法定儲備計提撥備。所有法定儲備均就特定目的而設立。中國公司於分派其當前年度的稅後溢利前，須轉撥不少於所得稅後法定溢利10%的金額至法定盈餘儲備。當法定盈餘儲備的總額超出註冊資本的50%時，公司可停止轉撥。法定盈餘儲備將僅用於彌補公司虧損、擴充公司營運或增加公司資本。此外，公司可根據董事會決議案，進一步轉撥其稅後溢利至酌情盈餘儲備。

上述簡明綜合權益變動表應與隨附附註一併閱讀。

CONDENSED CONSOLIDATED STATEMENT OF CASH FLOWS

FOR THE SIX MONTHS ENDED 30 JUNE 2022

簡明綜合現金流量表

截至二零二二年六月三十日止六個月

Unaudited
six months ended 30 June
未經審核
截至六月三十日止六個月
2022 2021
二零二二年 二零二一年
RMB'000 RMB'000
人民幣千元 人民幣千元

		2022	2021
		RMB'000	RMB'000
		人民幣千元	人民幣千元
Cash flows from operating activities	經營活動現金流量		
Cash generated from operations	經營所得現金	45,308	8,456
Income tax refunded/(paid)	已退還/(已付)所得稅	571	(5,044)
Interest received	已收利息	1,414	415
Net cash generated from operating activities	經營活動所得現金淨額	47,293	3,827
Cash flows from investing activities	投資活動現金流量		
Purchase of property, plant and equipment	購買物業、廠房及設備	(1,104)	(40,321)
Purchase of intangible assets	購買無形資產	-	(377)
Proceeds from disposal of financial assets at fair value through profit or loss	出售按公平值計入損益的金融資產所得款項	-	5,000
Purchase of financial assets at fair value through other comprehensive income	購買按公平值計入其他全面收益的金融資產	-	(23,751)
Proceeds from disposal of financial assets at fair value through other comprehensive income	出售按公平值計入其他全面收益的金融資產所得款項	-	10,413
Receipt of government grants for purchase of equipment	為購買設備收取政府補助	-	9,129
Net cash used in investing activities	投資活動所用現金淨額	(1,104)	(39,907)

**CONDENSED CONSOLIDATED
STATEMENT OF CASH FLOWS
(CONTINUED)**

簡明綜合現金流量表(續)

FOR THE SIX MONTHS ENDED 30 JUNE 2022

截至二零二二年六月三十日止六個月

Unaudited
six months ended 30 June
未經審核
截至六月三十日止六個月
2022 2021
二零二二年 二零二一年
RMB'000 RMB'000
人民幣千元 人民幣千元

		2022	2021
		RMB'000	RMB'000
		人民幣千元	人民幣千元
Cash flows from financing activities	融資活動現金流量		
Proceeds from bank borrowings	銀行借款所得款項	-	6,124
Repayments of bank borrowings	償還銀行借款	(2,449)	(4,826)
Payment of interests on bank borrowings	支付銀行借款利息	(286)	(332)
Decrease in pledged bank deposits	已抵押銀行存款減少	-	14,241
Payment of principal element of lease liabilities	支付租賃負債本金部分	(2,876)	(4,681)
Payment of interest element of lease liabilities	支付租賃負債利息部分	(299)	(225)
Capital contribution from non-controlling interest on setting up a new subsidiary	非控股權益就成立新附屬公司的注資	-	1,500
Net cash (used in)/generated from financing activities	融資活動(所用)/所得現金淨額	(5,910)	11,801
Net increase/(decrease) in cash and cash equivalents	現金及現金等價物增加/(減少)淨額	40,279	(24,279)
Cash and cash equivalents at beginning of the period	期初現金及現金等價物	48,926	104,004
Currency translation differences	貨幣換算差額	1,271	(778)
Cash and cash equivalents at end of the period	期末現金及現金等價物	90,476	78,947

The above condensed consolidated statement of cash flows should be read in conjunction with the accompanying notes.

上述簡明綜合現金流量表應與隨附附註一併閱讀。

NOTES TO THE CONDENSED CONSOLIDATED INTERIM FINANCIAL INFORMATION

1. General information

Confidence Intelligence Holdings Limited (the “Company”) was incorporated in the Cayman Islands on 7 December 2018 as an exempted company with limited liability under the Companies Law Cap. 22, Law 3 of 1961 as consolidated and revised of the Cayman Islands. The address of its registered office is Windward 3, Regatta Office Park, P.O. Box 1350, Grand Cayman, KY1-1108, Cayman Islands.

The Company is an investment holding company. The Company and its subsidiaries (together, the “Group”) are principally engaged in the provision of electronic manufacturing service (“EMS”). The ultimate holding company of the Company is Skyflying Company Limited, a company incorporated in the British Virgin Islands. The ultimate controlling party of the Group is Mr. Li Hao.

The shares of the Company were listed on the Main Board of the Stock Exchange of Hong Kong Limited on 18 October 2019.

The condensed consolidated interim financial information (“Interim Financial Information”) is presented in Renminbi (“RMB”) and all values are rounded to the nearest thousand (“RMB’000”), unless otherwise stated. The Interim Financial Information have been prepared under the historical cost convention, except for financial assets at fair value through other comprehensive income (“FVOCI”) and financial asset at fair value through profit or loss (“FVTPL”) which have been measured at fair value. This Interim Financial Information was approved for issue on 30 August 2022.

This Interim Financial Information has not been audited.

簡明綜合中期財務資料附註

1. 一般資料

信懋智能控股有限公司（「本公司」）於二零一八年十二月七日根據開曼群島法例第22章公司法（一九六一年第3號法例，經綜合及修訂）於開曼群島註冊成立為獲豁免有限責任公司。其註冊辦事處地址為 Windward 3, Regatta Office Park, P.O. Box 1350, Grand Cayman, KY1-1108, Cayman Islands。

本公司為一家投資控股公司。本公司及其附屬公司（統稱「本集團」）主要從事提供電子製造服務（「EMS」）。本公司的最終控股公司為於英屬處女群島註冊成立的公司 Skyflying Company Limited。本集團的最終控股人士為李浩先生。

本公司股份於二零一九年十月十八日在香港聯合交易所有限公司主板上市。

除另有說明外，簡明綜合中期財務資料（「中期財務資料」）以人民幣（「人民幣」）呈列，所有數值均約整至最接近千位（「人民幣千元」）。中期財務資料已根據歷史成本法編製，惟按公平值計入其他全面收益（「按公平值計入其他全面收益」）的金融資產及按公平值計入損益（「按公平值計入損益」）的金融資產除外，其按公平值計量。本中期財務資料於二零二二年八月三十日獲批准刊發。

本中期財務資料尚未審核。



NOTES TO THE CONDENSED CONSOLIDATED INTERIM FINANCIAL INFORMATION (CONTINUED)

2. Basis of presentation

This Interim Financial Information for the six months ended 30 June 2022 has been prepared in accordance with Hong Kong Accounting Standard (“HKAS”) 34 ‘Interim financial reporting’ issued by the Hong Kong Institute of Certified Public Accountants (“HKICPA”). This Interim Financial Information does not include all the notes of the type normally included in annual consolidated financial statements. Accordingly, this Interim Financial Information should be read in conjunction with the annual consolidated financial statements for the year ended 31 December 2021, which have been prepared in accordance with Hong Kong Financial Reporting Standards (“HKFRSs”).

3. Summary of significant accounting policies

The accounting policies applied are consistent with those of the annual consolidated financial statements for the year ended 31 December 2021, as described in those annual consolidated financial statements, except for the estimation of income tax and the adoption of new and amended standards. Taxes on income in the interim periods are accrued using the tax rate that would be applicable to expected total annual earnings.

簡明綜合中期財務資料附註(續)

2. 編製基準

截至二零二二年六月三十日止六個月的本中期財務資料已按照香港會計師公會(「香港會計師公會」)頒佈的香港會計準則(「香港會計準則」)第34號「中期財務報告」編製。本中期財務資料不包含通常載於全年綜合財務報表內的全部類別附註。因此，本中期財務資料應與截至二零二一年十二月三十一日止年度的全年綜合財務報表一併閱讀，有關全年綜合財務報表乃根據香港財務報告準則(「香港財務報告準則」)編製。

3. 重大會計政策概要

除所得稅估計及採納之新訂及經修訂準則外，所採用的會計政策與截至二零二一年十二月三十一日止年度的全年綜合財務報表內所述該等全年綜合財務報表所採用之會計政策貫徹一致。中期所得稅乃按照預期年度總盈利所適用之稅率予以預提。

**NOTES TO THE CONDENSED
CONSOLIDATED INTERIM FINANCIAL
INFORMATION (CONTINUED)**

簡明綜合中期財務資料附註(續)

3. Summary of significant accounting policies (Continued)

3.1 Amended standards and accounting guideline adopted by the Group

The Group has adopted the following amended standards and accounting guideline for the first time for the current reporting period beginning 1 January 2022:

Amendments to HKFRS 16	Covid-19 – Related Rent Concessions beyond 2021
Amendments to HKAS 16	Property, Plant and Equipment – Proceeds before Intended Use
Amendments to HKFRS 3	Reference to the Conceptual Framework
Amendments to HKAS 37	Onerous Contracts – Cost of Fulfilling a Contract
Amendments to HKFRS 1, HKFRS 9, HKFRS 16 and HKAS 41	Annual Improvements to HKFRSs 2018 to 2020
Amendments to Accounting Guideline 5 (Revised)	Merger Accounting for Common Control Combinations

The amendment to standards and accounting guideline did not have material impact on the Group's accounting policies and did not require any adjustments.

3. 重大會計政策概要(續)

3.1 本集團採納的經修訂準則及會計指引

本集團已於二零二二年一月一日開始的本報告期間首次採納以下經修訂準則及會計指引：

香港財務報告準則第16號(修訂本)	二零二一年後的Covid-19相關租金減免
香港會計準則第16號(修訂本)	物業、廠房及設備：擬定用途前的所得款項
香港財務報告準則第3號(修訂本)	概念框架之參考
香港會計準則第37號(修訂本)	虧損性合約—履約成本
香港財務報告準則第1號、香港財務報告準則第9號、香港財務報告準則第16號及香港會計準則第41號(修訂本)	香港財務報告準則二零一八年至二零二零年的年度改進
會計指引第5號(修訂本)(經修訂)	共同控制合併的合併會計處理

該等準則修訂本及會計指引對本集團的會計政策並無重大影響，且毋需作出任何調整。

**NOTES TO THE CONDENSED
CONSOLIDATED INTERIM FINANCIAL
INFORMATION (CONTINUED)**

簡明綜合中期財務資料附註(續)

3. Summary of significant accounting policies (Continued)

3.2 Impact of new and amended standards and interpretation issued but not yet adopted by the Group

The following new and amended standards and interpretation that are not effective for periods commencing on or after 1 January 2022 and have not been early adopted by the Group:

3. 重大會計政策概要(續)

3.2 已發佈但本集團尚未採納的新訂及經修訂準則及詮釋的影響

以下新訂及經修訂準則及詮釋已頒佈，惟於二零二二年一月一日或之後開始的期間尚未生效，亦未獲本集團提早採納：

		Effective for accounting period beginning on or after 於下列日期或 之後開始的會 計期間生效
HKFRS 17 香港財務報告準則 第17號	Insurance Contracts 保險合約	1 January 2023 二零二三年 一月一日
Amendments to HKFRS 17 香港財務報告準則 第17號(修訂本)	Insurance Contracts 保險合約	1 January 2023 二零二三年 一月一日
Amendments to HKAS 1 香港會計準則第1號 (修訂本)	Classification of Liabilities as Current or Non-current 流動或非流動負債分類	1 January 2023 二零二三年 一月一日
Amendments to HKAS 1 and HKFRS Practice Statement 2 香港會計準則第1號及 香港財務報告準則 常務說明第2號 (修訂本)	Disclosure of Accounting Policies 會計政策披露	1 January 2023 二零二三年 一月一日
Amendments to HKAS 8 香港會計準則第8號 (修訂本)	Definition of Accounting Estimates 會計估計定義	1 January 2023 二零二三年 一月一日

**NOTES TO THE CONDENSED
CONSOLIDATED INTERIM FINANCIAL
INFORMATION (CONTINUED)**

簡明綜合中期財務資料附註(續)

3. Summary of significant accounting policies (Continued)

3.2 Impact of new and amended standards and interpretation issued but not yet adopted by the Group (Continued)

3. 重大會計政策概要(續)

3.2 已發佈但本集團尚未採納的新訂及經修訂準則及詮釋的影響(續)

		Effective for accounting period beginning on or after 於下列日期或 之後開始的會 計期間生效
Amendments to HKAS 12	Deferred Tax related to Assets and Liabilities arising from a Single Transaction	1 January 2023
香港會計準則第12號 (修訂本)	來自單一交易的資產及負債相關遞延稅項	二零二三年 一月一日
Hong Kong Interpretation 5 (2020)	Presentation of Financial Statements – Classification by the Borrower of a Term Loan that Contains a Repayment on Demand Clause	1 January 2023
香港詮釋第5號 (二零二零年)	財務報表的呈列—包含按需要償款條款的有期貨款的借款人分類	二零二三年 一月一日
Amendments to HKFRS 10 and HKAS 28	Sale or Contribution of Assets between an Investor and its Associate or Joint Venture	To be determined
香港財務報告準則 第10號及香港會計 準則第28號(修訂本)	投資者與其聯營公司或合營企業之間的資產出售或投入	待定



NOTES TO THE CONDENSED CONSOLIDATED INTERIM FINANCIAL INFORMATION (CONTINUED)

3. Summary of significant accounting policies (Continued)

3.2 Impact of new and amended standards and interpretation issued but not yet adopted by the Group (Continued)

The Group will adopt the above new or amended standards and interpretation as and when they become effective. The Group is in the process of assessing the impact of adopting these new or amended standards and interpretation on its current or future reporting periods and on foreseeable future transactions.

4. Estimates

The preparation of this Interim Financial Information requires management to make judgements, estimates and assumptions that affect the application of accounting policies and the reported amounts of assets and liabilities, income and expense. Actual results may differ from these estimates.

In preparing this Interim Financial Information, the significant judgements made by management in applying the Group's accounting policies and the key sources of estimation uncertainty were the same as those applied to the consolidated financial statements in the annual report for the year ended 31 December 2021.

簡明綜合中期財務資料附註(續)

3. 重大會計政策概要(續)

3.2 已發佈但本集團尚未採納的新訂及經修訂準則及詮釋的影響(續)

本集團將於其生效時採用上述新訂或經修訂準則及詮釋。本集團現正評估採納該等新訂或經修訂準則及詮釋，對現時及日後報告期間及可見將來的交易的影響。

4. 估計

編製本中期財務資料要求管理層作出會影響會計政策應用及資產及負債以及收入及開支呈報金額之判斷、估計及假設。實際結果可能有別於該等估計。

於編製本中期財務資料時，管理層於應用本集團會計政策時所作之重大判斷及估計不確定因素之主要來源與截至二零二一年十二月三十一日止年度之年報內的綜合財務報表所應用者相同。

NOTES TO THE CONDENSED CONSOLIDATED INTERIM FINANCIAL INFORMATION (CONTINUED)

簡明綜合中期財務資料附註(續)

5. Financial Risk Management

(a) Financial risk factors

The Group's activities expose it to a variety of financial risks: market risk (including foreign exchange risk interest rate risk and price risk), credit risk and liquidity risk. The Group's overall risk management programme focuses on the unpredictability of financial markets and seeks to minimise potential adverse effects on the Group's financial performance.

This Interim Financial Information does not include all financial risk management information and disclosures required in the annual financial statements, and should be read in conjunction with the annual report for the year ended 31 December 2021. There have been no significant changes in the risk management policies since the year end.

(b) Fair value estimation

Financial instruments carried at fair value are analysed by valuation method. The different levels have been defined as follows:

- Quoted prices (unadjusted) in active markets for identical assets or liabilities (level 1).
- Inputs other than quoted prices included within level 1 that are observable for the asset or liability, either directly (that is, as prices) or indirectly (that is, derived from prices) (level 2).
- Inputs for the asset or liability that are not based on observable market data (that is, unobservable inputs) (level 3).

5. 財務風險管理

(a) 財務風險因素

本集團業務承受多種財務風險：市場風險（包括外匯風險、利率風險及價格風險）、信貸風險及流動資金風險。本集團的整體風險管理計劃重點關注金融市場的不可預測性，並尋求盡量減低對本集團財務表現的潛在不利影響。

本中期財務資料並無包括所有須載於全年財務報表之財務風險管理資料及披露，並應與載至二零二一年十二月三十一日止年度之年報一併閱讀。自年末以來，風險管理政策並無任何重大變動。

(b) 公平值估計

按公平值列賬的金融工具以估值方法分析。以下為不同級別之定義：

- 相同資產或負債在活躍市場之報價（未經調整）（第一級）。
- 除第一級內的報價外，資產或負債之可觀察直接（即價格）或間接（即源自價格者）輸入資料（第二級）。
- 並非根據可觀察市場數據而釐定之資產或負債之輸入資料（即不可觀察之輸入資料）（第三級）。

**NOTES TO THE CONDENSED
CONSOLIDATED INTERIM FINANCIAL
INFORMATION (CONTINUED)**

簡明綜合中期財務資料附註(續)

5. Financial Risk Management (Continued)

(b) Fair value estimation (Continued)

The following tables present the carrying value of financial instruments measured at fair value at the condensed consolidated balance sheet across the three levels.

5. 財務風險管理(續)

(b) 公平值估計(續)

下表分三個層級呈列簡明綜合資產負債表內按公平值計量的金融工具的賬面值。

		Unaudited			
		Fair value measurement as at 30 June 2022			
		未經審核			
		於二零二二年六月三十日的公平值計量			
		Level 1	Level 2	Level 3	Total
		第1級	第2級	第3級	總計
		RMB'000	RMB'000	RMB'000	RMB'000
		人民幣千元	人民幣千元	人民幣千元	人民幣千元
Financial assets at FVOCI	按公平值計入 其他全面收益的 金融資產				
– Listed trading securities	– 上市買賣證券	8,335	–	–	8,335
		8,335	–	–	8,335

		Audited			
		Fair value measurement as at 31 December 2021			
		經審核			
		於二零二一年十二月三十一日的公平值計量			
		Level 1	Level 2	Level 3	Total
		第1級	第2級	第3級	總計
		RMB'000	RMB'000	RMB'000	RMB'000
		人民幣千元	人民幣千元	人民幣千元	人民幣千元
Financial assets at FVOCI	按公平值計入 其他全面收益的 金融資產				
– Listed trading securities	– 上市買賣證券	8,369	–	–	8,369
		8,369	–	–	8,369

There were no transfers between levels 1, 2 and 3 during the period.

期內，第一、第二及第三級之間並無轉移。

**NOTES TO THE CONDENSED
CONSOLIDATED INTERIM FINANCIAL
INFORMATION (CONTINUED)**

簡明綜合中期財務資料附註(續)

5. Financial Risk Management (Continued)

(b) Fair value estimation (Continued)

The following table presents the changes in level 3 financial instruments for the six months period ended 30 June 2022 and 2021:

		Unlisted investment fund	
		非上市基金	
		2022	2021
		二零二二年	二零二一年
		RMB'000	RMB'000
		人民幣千元	人民幣千元
Balance at 1 January	於一月一日的結餘	-	5,000
Disposal	出售	-	(5,000)
Balance at 30 June	於六月三十日的結餘	-	-

Unlisted investment fund was stated at fair value which is estimated using other prices observed in recent transactions when the market price is not readily available. If one or more of the significant inputs is not based on observable market data, the instrument is included in level 3.

The carrying amounts of the Group's financial assets including trade and bills receivables, deposits and other receivables, financial assets at amortised cost, pledged bank deposits and cash and cash equivalents; and the Group's financial liabilities including trade payables, other payables and accruals, lease liabilities and bank borrowings, approximate their fair values due to their short maturities. The carrying amounts of non-current deposits, bank borrowings and lease liabilities approximate their fair values which are estimated based on the discounted cash flows.

5. 財務風險管理(續)

(b) 公平值估計(續)

下表呈列截至二零二二年及二零二一年六月三十日止六個月期間第3級金融工具的變動：

		Unlisted investment fund	
		非上市基金	
		2022	2021
		二零二二年	二零二一年
		RMB'000	RMB'000
		人民幣千元	人民幣千元
Balance at 1 January	於一月一日的結餘	-	5,000
Disposal	出售	-	(5,000)
Balance at 30 June	於六月三十日的結餘	-	-

非上市投資基金按公平值列賬，其於市價無法輕易取得時使用於近期交易觀察所得的其他價格估計。倘一項或多項重大輸入數據並非基於可觀察市場數據，則工具計入第3級。

本集團其他金融資產(包括貿易應收款項及應收票據、按金及其他應收款項、按攤銷成本計量的金融資產、已抵押銀行存款以及現金及現金等價物)及本集團金融負債(包括貿易應付款項、其他應付款項及應計款項、租賃負債及銀行借款)的賬面值由於期限較短而與其公平值相若。非即期存款、銀行借款及租賃負債的賬面值與其基於貼現現金流量估計的公平值相若。



NOTES TO THE CONDENSED CONSOLIDATED INTERIM FINANCIAL INFORMATION (CONTINUED)

簡明綜合中期財務資料附註(續)

5. Financial Risk Management (Continued)

(b) Fair value estimation (Continued)

The nominal values less any estimated credit adjustments for financial assets and liabilities with a maturity of less than one year are assumed to approximate their fair values. The fair value of financial liabilities for disclosure purposes is estimated by discounting the future contractual cash flows at the current market interest rate that is available to the Group for similar financial instruments.

6. Revenue and segment information

The Company is an investment holding company and the Group is principally engaged in the provision of EMS.

The chief operating decision-maker has been identified as the executive directors of the Company. The executive directors review the Group's internal reporting in order to assess performance and allocate resources. The executive directors have determined the operating segment based on these reports.

The executive directors consider the Group's operation from a business perspective and determine that the Group has one reportable operating segment being the EMS.

The executive directors assess the performance of the operating segment based on a measure of revenue and gross profit.

5. 財務風險管理(續)

(b) 公平值估計(續)

名義價值減就到期日少於一年的金融資產及負債所作任何估計信貸調整假設為與其公平值相若。就披露而言，金融負債公平值按以本集團就類似金融工具可取得的現時市場利率貼現未來合約現金流估計得出。

6. 收益及分部資料

本公司為一家投資控股公司，本集團主要從事提供EMS。

主要營運決策者已確定為本公司執行董事。執行董事審閱本集團的內部報告以評估表現及分配資源。執行董事已根據該等報告決定經營分部。

執行董事從商業角度考慮本集團的營運，並決定本集團擁有一個可呈報經營分部(即EMS)。

執行董事按照收益及毛利的計量評估經營分部的表現。

**NOTES TO THE CONDENSED
CONSOLIDATED INTERIM FINANCIAL
INFORMATION (CONTINUED)**

簡明綜合中期財務資料附註(續)

**6. Revenue and segment information
(Continued)**

During the six months ended 30 June 2022 and 2021, all of the Group's revenues are from contracts with customers and are recognised over time.

(a) Segment revenue by customers' geographical location

The Group's operation is domiciled in the People's Republic of China (the "PRC"). The Group's revenue by geographical location, which is determined by the location of customers, is as follows:

		Unaudited six months ended 30 June	
		未經審核	
		截至六月三十日止六個月	
		2022	2021
		二零二二年	二零二一年
		RMB'000	RMB'000
		人民幣千元	人民幣千元
The PRC	中國	127,070	183,970
The United States of America	美利堅合眾國	13	372
		127,083	184,342

(b) Non-current assets by geographical location

As at 30 June 2022 and 31 December 2021, all of the Group's non-current assets other than financial instruments and deferred tax assets were located in the PRC.

6. 收益及分部資料(續)

截至二零二二年及二零二一年六月三十日止六個月，本集團的所有收益來自與客戶訂立的合約，並隨時間予以確認。

(a) 按客戶地理位置劃分的分部收益

本集團在中華人民共和國(「中國」)營運。本集團按地理位置(基於客戶位置釐定)劃分的收益如下：

		Unaudited six months ended 30 June	
		未經審核	
		截至六月三十日止六個月	
		2022	2021
		二零二二年	二零二一年
		RMB'000	RMB'000
		人民幣千元	人民幣千元
The PRC	中國	127,070	183,970
The United States of America	美利堅合眾國	13	372
		127,083	184,342

(b) 按地理位置劃分的非流動資產

於二零二二年六月三十日及二零二一年十二月三十一日，本集團的所有非流動資產(金融工具及遞延稅項資產除外)均位於中國。

**NOTES TO THE CONDENSED
CONSOLIDATED INTERIM FINANCIAL
INFORMATION (CONTINUED)**

簡明綜合中期財務資料附註(續)

7. Expenses by nature

Expenses included in cost of sales, selling and distribution expenses, administrative expenses and impairment losses/(reversal of impairment losses) on financial assets are analysed as follows:

7. 按性質劃分的開支

計入銷售成本、銷售及分銷開支、行政開支以及金融資產減值虧損/(減值虧損撥回)的開支分析如下：

		Unaudited six months ended 30 June	
		未經審核	
		截至六月三十日止六個月	
		2022	2021
		二零二二年	二零二一年
		RMB'000	RMB'000
		人民幣千元	人民幣千元
Cost of raw materials and consumables used	使用原材料及消耗品成本	44,865	65,233
Subcontracting charges	分包費用	5,850	16,655
Employee benefit expenses and manpower service expenses, including directors' emoluments (Note 22)	僱員福利開支及人力資源服務開支，包括董事酬金(附註22)	37,950	52,742
Rental expenses of short-term leases in respect of:	以下各項的短期租賃租金開支：		
– Machineries	– 機器	7,865	11,863
– Offices, warehouses, production plants and staff quarters	– 辦公室、貨倉、生產廠房及員工宿舍	1,034	925
Utilities	水電費	4,017	2,750
Depreciation (Note 13)	折舊(附註13)	18,842	18,039
Amortisation (Note 14)	攤銷(附註14)	395	358
Auditor's remuneration	核數師酬金	453	434
Professional fees	專業費用	2,449	2,743
Impairment provision for inventories (Note 16)	存貨減值撥備(附註16)	3,063	–
Impairment losses/(reversal of impairment losses) on financial assets	金融資產減值虧損/(減值虧損撥回)	24	(36)
Other tax and surcharges	其他稅項及附加費	1,352	688
Transportation	交通運輸	139	182
Travelling expenses	差旅費	541	840
Others	其他	3,182	3,795
Total cost of sales, selling and distribution expenses, administrative expenses and impairment losses/(reversal of impairment losses) on financial assets	銷售成本、銷售及分銷開支、行政開支以及金融資產減值虧損/(減值虧損撥回)總額	132,021	177,211

**NOTES TO THE CONDENSED
CONSOLIDATED INTERIM FINANCIAL
INFORMATION (CONTINUED)**

簡明綜合中期財務資料附註(續)

8. Other income

8. 其他收入

		Unaudited	
		six months ended 30 June	
		未經審核	
		截至六月三十日止六個月	
		2022	2021
		二零二二年	二零二一年
		RMB'000	RMB'000
		人民幣千元	人民幣千元
Government grants (Note)	政府補助(附註)	3,304	2,330
Others	其他	75	-
		3,379	2,330

Note: The amount mainly represents the subsidies received from the local government in respect of the technical renovation program. Government grants relating to the purchase of equipment are included in deferred income and are credited to profit or loss on a straight-line basis over the expected useful lives of the related assets. There are no unfulfilled conditions or contingencies related to these grants.

附註：該金額主要代表從地方政府收到的有關技術改造計劃的補貼。與購買設備有關的政府補助被列入遞延收入，並在相關資產的預期使用年期內按直線方式計入損益。與該等補助金有關的條件或或然事項概無未達成。

9. Other (losses)/gains, net

9. 其他(虧損)/收益淨額

		Unaudited	
		six months ended 30 June	
		未經審核	
		截至六月三十日止六個月	
		2022	2021
		二零二二年	二零二一年
		RMB'000	RMB'000
		人民幣千元	人民幣千元
Loss on disposal of property, plant and equipment	出售物業、廠房及設備的虧損	(254)	-
Exchange differences	匯兌差額	(703)	288
Fair value changes in financial assets at FVTPL	按公平值計入損益的金融資產之公平值變動	-	(1)
Dividend from financial assets at FVOCI	按公平值計入其他全面收益之金融資產之股息	49	-
		(908)	287

**NOTES TO THE CONDENSED
CONSOLIDATED INTERIM FINANCIAL
INFORMATION (CONTINUED)**

簡明綜合中期財務資料附註(續)

10. Income tax expense

Subsidiaries in the PRC are subject to corporate income tax ("CIT") in accordance with the PRC CIT Law. According to the PRC CIT Law and the relevant regulations, the CIT tax rate applicable is 25% unless preferential rates are applicable in the cities where the subsidiaries are located.

During the six months ended 30 June 2022 and 2021, Shenzhen Confidence Intelligence Electronic Co., Ltd.* (深圳信懋智能電子有限公司), the Group's major subsidiary in the PRC, was qualified for High and New Technology Enterprise status and is therefore subject to PRC CIT at a preferential income tax rate of 15%.

During the six months ended 30 June 2022 and 2021, no provision for Hong Kong profits tax has been made in the Interim Financial Information as the Group had no assessable profit in Hong Kong.

10. 所得稅開支

根據中國企業所得稅法，中國附屬公司須繳納企業所得稅（「企業所得稅」）。根據中國企業所得稅法及相關法規，除非優惠稅率適用於附屬公司所在城市，否則適用的企業所得稅稅率為25%。

截至二零二二年及二零二一年六月三十日止六個月，本集團在中國的主要附屬公司深圳信懋智能電子有限公司合資格獲頒高新技術企業地位，因此享有中國企業所得稅優惠所得稅率15%。

截至二零二二年及二零二一年六月三十日止六個月，由於本集團並無香港應課稅溢利，故並無於中期財務資料作出香港利得稅撥備。

Unaudited
six months ended 30 June
未經審核
截至六月三十日止六個月
2022 2021
二零二二年 二零二一年
RMB'000 RMB'000
人民幣千元 人民幣千元

Current income tax	即期所得稅		
– PRC CIT	– 中國企業所得稅	2,513	4,416
– Under-provision in prior year	– 往年撥備不足	212	–
		2,725	4,416
Deferred income tax	遞延所得稅	(1,490)	(2,215)
Income tax expense	所得稅開支	1,235	2,201

* For identification purposes only

* 僅供識別

**NOTES TO THE CONDENSED
CONSOLIDATED INTERIM FINANCIAL
INFORMATION (CONTINUED)**

簡明綜合中期財務資料附註(續)

11. (Loss)/earnings per share

The basic (loss)/earnings per share is calculated by dividing the (loss)/profit attributable to equity holders of the Company by the weighted average number of ordinary shares in issue during the six months ended 30 June 2022 and 2021.

11. 每股(虧損)/盈利

每股基本(虧損)/盈利按本公司權益持有人應佔(虧損)/溢利除以截至二零二二年及二零二一年六月三十日止六個月的已發行普通股加權平均數計算。

		Unaudited	
		six months ended 30 June	
		未經審核	
		截至六月三十日止六個月	
		2022	2021
		二零二二年	二零二一年
(Loss)/profit attributable to equity holders of the Company (RMB'000)	本公司權益持有人應佔(虧損)/溢利(人民幣千元)	(3,885)	6,602
Weighted average number of ordinary shares in issue (thousands of shares)	已發行普通股加權平均數(千股)	250,000	250,000
Basic and diluted (loss)/earnings per share (RMB cents)	每股基本及攤薄(虧損)/盈利(人民幣分)	(1.55)	2.64

There were no differences between the basic and diluted earnings per share as there were no potential dilutive ordinary shares outstanding during the six months ended 30 June 2022 and 2021.

由於截至二零二二年及二零二一年六月三十日止六個月並無潛在攤薄普通股，故每股基本及攤薄盈利並無差異。

12. Dividends

No dividend has been paid or declared by the Company during the six months ended 30 June 2022 and 2021.

12. 股息

本公司於截至二零二二年及二零二一年六月三十日止六個月並無支付或宣派股息。

**NOTES TO THE CONDENSED
CONSOLIDATED INTERIM FINANCIAL
INFORMATION (CONTINUED)**

簡明綜合中期財務資料附註(續)

13. Property, plant and equipment

13. 物業、廠房及設備

		Total 總計 RMB'000 人民幣千元
As at 1 January 2022 (audited)	於二零二二年一月一日(經審核)	
Cost	成本	286,134
Accumulated depreciation	累計折舊	(108,390)
Net book amount	賬面淨值	177,744
Six months ended 30 June 2022 (unaudited)	截至二零二二年六月三十日止 六個月(未經審核)	
Opening net book amount	期初賬面淨值	177,744
Additions	添置	2,389
Depreciation (Note 7)	折舊(附註7)	(18,842)
Disposals	出售	(254)
Closing net book amount	期末賬面淨值	161,037
As at 30 June 2022 (unaudited)	於二零二二年六月三十日 (未經審核)	
Cost	成本	286,771
Accumulated depreciation	累計折舊	(125,734)
Net book amount	賬面淨值	161,037
As at 1 January 2021 (audited)	於二零二一年一月一日(經審核)	
Cost	成本	246,094
Accumulated depreciation	累計折舊	(91,873)
Net book amount	賬面淨值	154,221
Six months ended 30 June 2021 (unaudited)	截至二零二一年六月三十日止 六個月(未經審核)	
Opening net book amount	期初賬面淨值	154,221
Additions	添置	51,944
Depreciation (Note 7)	折舊(附註7)	(18,039)
Closing net book amount	期末賬面淨值	188,126
As at 30 June 2021 (unaudited)	於二零二一年六月三十日(未經 審核)	
Cost	成本	298,038
Accumulated depreciation	累計折舊	(109,912)
Net book amount	賬面淨值	188,126

**NOTES TO THE CONDENSED
CONSOLIDATED INTERIM FINANCIAL
INFORMATION (CONTINUED)**

簡明綜合中期財務資料附註(續)

14. Intangible assets

14. 無形資產

		Software 軟件 RMB'000 人民幣千元
As at 1 January 2022 (audited)	於二零二二年一月一日(經審核)	
Cost	成本	2,318
Accumulated amortisation	累計攤銷	(1,040)
Net book amount	賬面淨值	1,278
Six months ended 30 June 2022 (unaudited)	截至二零二二年六月三十日止 六個月(未經審核)	
Opening net book amount	期初賬面淨值	1,278
Amortisation charge (Note 7)	攤銷費用(附註7)	(395)
Closing net book amount	期末賬面淨值	883
As at 30 June 2022 (unaudited)	於二零二二年六月三十日 (未經審核)	
Cost	成本	2,317
Accumulated amortisation	累計攤銷	(1,434)
Net book amount	賬面淨值	883
As at 1 January 2021 (audited)	於二零二一年一月一日(經審核)	
Cost	成本	1,774
Accumulated amortisation	累計攤銷	(296)
Net book amount	賬面淨值	1,478
Six months ended 30 June 2021 (unaudited)	截至二零二一年六月三十日止 六個月(未經審核)	
Opening net book amount	期初賬面淨值	1,478
Additions	添置	377
Amortisation charge (Note 7)	攤銷費用(附註7)	(358)
Closing net book amount	期末賬面淨值	1,497
As at 30 June 2021 (unaudited)	於二零二一年六月三十日 (未經審核)	
Cost	成本	2,151
Accumulated amortisation	累計攤銷	(654)
Net book amount	賬面淨值	1,497

NOTES TO THE CONDENSED
CONSOLIDATED INTERIM FINANCIAL
INFORMATION (CONTINUED)

簡明綜合中期財務資料附註(續)

15. Prepayments, deposits and other
receivables

15. 預付款項、按金及其他應收款項

		Unaudited 未經審核 30 June 2022 二零二二年 六月 三十日 RMB'000 人民幣千元	Audited 經審核 31 December 2021 二零二一年 十二月 三十一日 RMB'000 人民幣千元
Current portion	即期部分		
Prepayments to suppliers	預付供應商款項	827	480
Rental and other deposits (Note)	租金及其他按金(附註)	916	854
Value-added tax ("VAT") receivable	應收增值稅(「增值稅」)	-	414
Other receivables (Note)	其他應收款項(附註)	1,489	1,538
		3,232	3,286
Non-current portion	非即期部分		
Prepayments for the acquisition of property, plant and equipment	購買物業、廠房及設備之預付款項	3,064	2,719
Rental deposits (Note)	租賃按金(附註)	639	467
		3,703	3,186
		6,935	6,472

Note:

As at 30 June 2022 and 31 December 2021, the carrying amounts of deposits and other receivables approximated their fair values. These balances were unsecured and interest free.

附註：

於二零二二年六月三十日及二零二一年十二月三十一日，按金及其他應收款項的賬面值與其公平值相若。該等結餘為無抵押及免息。

**NOTES TO THE CONDENSED
CONSOLIDATED INTERIM FINANCIAL
INFORMATION (CONTINUED)**

簡明綜合中期財務資料附註(續)

16. Inventories

The cost of inventories recognised as expenses and included in “cost of sales” during the six months ended 30 June 2022 and 2021 amounting to approximately RMB44,865,000 and RMB65,233,000 respectively (Note 7).

An impairment provision for inventories amounting to approximately RMB3,063,000 was recognised in the condensed consolidated income statement and included in “cost of sales” for the six months ended 30 June 2022 (30 June 2021: RMB Nil) with respect to slow-moving and obsolete stock.

16. 存貨

截至二零二二年及二零二一年六月三十日止六個月，金額分別為人民幣44,865,000元及人民幣65,233,000元的存貨成本確認為開支並計入「銷售成本」(附註7)。

截至二零二二年六月三十日止六個月，約人民幣3,063,000元的存貨減值撥備已於簡明綜合收益表確認並計入「銷售成本」(二零二一年六月三十日：人民幣零元)，涉及流動緩慢的庫存。

17. Contract assets, trade and bills receivables

17. 合約資產、貿易應收款項及應收票據

		Unaudited 未經審核 30 June 2022 二零二二年 六月 三十日 RMB'000 人民幣千元	Audited 經審核 31 December 2021 二零二一年 十二月 三十一日 RMB'000 人民幣千元
Contract assets	合約資產	33,002	55,158
Less: Provision for impairment of contract assets	減：合約資產減值撥備	(106)	(106)
Contract assets, net	合約資產淨額	32,896	55,052
Trade receivables	貿易應收款項	38,927	51,788
Bills receivables	應收票據	3,062	1,314
Less: Provision for impairment of trade receivables	減：貿易應收款項減值撥備	(129)	(129)
Trade and bills receivables	貿易應收款項及應收票據	41,860	52,973
Contract assets, trade and bills receivables	合約資產、貿易應收款項及應收票據	74,756	108,025

NOTES TO THE CONDENSED CONSOLIDATED INTERIM FINANCIAL INFORMATION (CONTINUED)

簡明綜合中期財務資料附註(續)

17. Contract assets, trade and bills receivables (Continued)

Contract assets represent the Group's rights to consideration for work completed but unbilled for its services. The contract assets are transferred to trade receivables when the rights become unconditional which generally takes one to three months. The balances of contract assets as at 30 June 2022 represented the amount of services that were completed but unbilled before the period-end.

As at 30 June 2022 and 31 December 2021, the carrying amounts of contract assets, trade and bills receivables approximated their fair values.

The Group's sales were generally on credit terms primarily from 30 to 90 days.

As at 30 June 2022 and 31 December 2021, the aging analysis of trade and bills receivables, net of impairment, based on invoice date, was as follows:

17. 合約資產、貿易應收款項及應收票據(續)

合約資產指本集團就其服務已完成但未開票工程收取代價的權利。當權利成為無條件時(一般需時一至三個月)，合約資產轉撥至貿易應收款項。二零二二年六月三十日之合約資產結餘指於期末之前已完成但未開票的服務金額。

於二零二二年六月三十日及二零二一年十二月三十一日，合約資產及貿易應收款項及應收票據的賬面值與其公平值相若。

本集團銷售的信貸期一般主要介乎30至90日。

於二零二二年六月三十日及二零二一年十二月三十一日，貿易應收款項及應收票據(已扣除減值)按發票日期的賬齡分析如下：

		Unaudited 未經審核 30 June 2022 二零二二年 六月 三十日 RMB'000 人民幣千元	Audited 經審核 31 December 2021 二零二一年 十二月 三十一日 RMB'000 人民幣千元
1 to 3 months	1至3個月	39,446	51,871
Over 3 months	超個3個月	2,543	1,231
		41,989	53,102
Less: provision for impairment of trade receivables	減：貿易應收款項減值撥備	(129)	(129)
		41,860	52,973

**NOTES TO THE CONDENSED
CONSOLIDATED INTERIM FINANCIAL
INFORMATION (CONTINUED)**

簡明綜合中期財務資料附註(續)

18. Financial asset at amortised cost

As at 30 June 2022 and 31 December 2021, the Group held an unlisted bond from an independent third party with principal amount of HK\$20,000,000 (approximately RMB 17,104,000 (31 December 2021: RMB16,352,000)) with a maturity of 1 year. It bears a fixed interest rate of 12% per annum.

18. 按攤銷成本計量的金融資產

於二零二二年六月三十日及二零二一年十二月三十一日，本集團獲得一名獨立第三方本金額20,000,000港元(約為人民幣17,104,000元(二零二一年十二月三十一日：人民幣16,352,000元))期限為一年的非上市債券。非上市債券按固定年利率12%計息。

		Unaudited	Audited
		未經審核	經審核
		30 June	31 December
		2022	2021
		二零二二年	二零二一年
		六月	十二月
		三十日	三十一日
		RMB'000	RMB'000
		人民幣千元	人民幣千元
Unlisted corporate bond	非上市公司債券	17,104	16,352
Less: provision for impairment	減：減值撥備	(310)	(272)
Unlisted corporate bond, net	非上市公司債券淨額	16,794	16,080

The carrying amount of the unlisted corporate bond at amortised cost approximate its fair value. The directors consider that the carrying amount of the financial asset at amortised cost is recoverable as at 30 June 2022 and 31 December 2021.

按攤銷成本計量的非上市公司債券的賬面值與其公平值相若。董事認為，於二零二二年六月三十日及二零二一年十二月三十一日，按攤銷成本計量的金融資產的賬面值可收回。

**NOTES TO THE CONDENSED
CONSOLIDATED INTERIM FINANCIAL
INFORMATION (CONTINUED)**

簡明綜合中期財務資料附註(續)

19. Trade payables

As at 30 June 2022 and 31 December 2021, the aging analysis of trade payables, based on invoice date, was as follows:

19. 貿易應付款項

於二零二二年六月三十日及二零二一年十二月三十一日，貿易應付款項按發票日期的賬齡分析如下：

		Unaudited 未經審核	Audited 經審核
		30 June 2022	31 December 2021
		二零二二年 六月 三十日	二零二一年 十二月 三十一日
		RMB'000 人民幣千元	RMB'000 人民幣千元
Within 1 month	1個月內	9,699	13,396
1 to 2 months	1至2個月	1,768	2,503
2 to 3 months	2至3個月	254	1,546
Over 3 months	3個月以上	30	54
		11,751	17,499

As at 30 June 2022 and 31 December 2021, the carrying amounts of trade payables approximated their fair values.

於二零二二年六月三十日及二零二一年十二月三十一日，貿易應付款項之賬面值與其公平值相若。

**NOTES TO THE CONDENSED
CONSOLIDATED INTERIM FINANCIAL
INFORMATION (CONTINUED)**

簡明綜合中期財務資料附註(續)

20. Contract liabilities, other payables and accruals

20. 合約負債、其他應付款項及應計費用

		Unaudited 未經審核 30 June 2022 二零二二年 六月 三十日 RMB'000 人民幣千元	Audited 經審核 31 December 2021 二零二一年 十二月 三十一日 RMB'000 人民幣千元
Payables for operating expenses	與經營開支有關的應付款項	3,082	4,997
Payables for acquisition of property, plant and equipment	有關收購物業、廠房及設備之應付款項	918	961
VAT and other tax payables	增值稅及其他應付稅項	14,927	11,720
Other payables	其他應付款項	475	154
Amount due to the non-controlling shareholder	應付非控股股東款項	-	1,000
Accruals	應計費用	6,819	16,315
Contract liabilities	合約負債	1,252	1,503
		27,473	36,650

As at 30 June 2022 and 31 December 2021, the carrying amounts of other payables and accruals approximated their fair values.

於二零二二年六月三十日及二零二一年十二月三十一日，其他應付款項及應計費用的賬面值與其公平值相若。

**NOTES TO THE CONDENSED
CONSOLIDATED INTERIM FINANCIAL
INFORMATION (CONTINUED)**

簡明綜合中期財務資料附註(續)

21. Capital commitments

Capital expenditure contracted for at the end of the period/year but not yet incurred was as follows:

21. 資本承擔

於期／年末已訂約但未產生的資本開支如下：

		Unaudited	Audited
		未經審核	經審核
		30 June	31 December
		2022	2021
		二零二二年	二零二一年
		六月	十二月
		三十日	三十一日
		RMB'000	RMB'000
		人民幣千元	人民幣千元
Contracted but not provided for:	已訂約但尚未撥備：		
Property, plant and equipment	物業、廠房及設備	3,228	3,158

22. Related party transactions

Parties are considered to be related if one party has the ability, directly or indirectly, to control the other party or exercise significant influence over the other party in making financial and operating decisions.

22. 關聯方交易

若一方有能力直接或間接控制另一方，或於作出財務及經營決策時能對另一方行使重大影響力，即被視為關聯方。

Parties are also considered to be related if they are subject to common control or joint control.

倘各方受共同控制或聯合控制，亦被視為關聯方。

Members of key management and their close family members are also considered as related parties.

主要管理層成員及彼等之近親成員亦被視為關聯方。

(a) Parent entity

Details of the ultimate holding company of the Company and the ultimate controlling party are set out in Note 1.

(a) 母公司實體

本公司的最終控股公司及最終控股方的詳情載於附註1。

**NOTES TO THE CONDENSED
CONSOLIDATED INTERIM FINANCIAL
INFORMATION (CONTINUED)**

簡明綜合中期財務資料附註(續)

22. Related party transactions (Continued)

(b) Key management compensation

Key management compensation including directors and senior management who have the responsibility for the planning, directing, controlling and the execution of the activities of the Group. The compensation paid or payable to key management for employee services is shown below:

		Unaudited six months ended 30 June	
		未經審核	
		截至六月三十日止六個月	
		2022	2021
		二零二二年	二零二一年
		RMB'000	RMB'000
		人民幣千元	人民幣千元
Wages and salaries	工資及薪金	1,884	1,907
Pension costs – defined contribution plan	退休金成本—界定供款計劃	52	41
		1,936	1,948

22. 關聯方交易(續)

(b) 主要管理層薪酬

主要管理層薪酬包括董事及高級管理層，其責任為規劃、指導、控制及執行本集團的業務。就僱員服務已付或應付主要管理層的薪酬列示如下：

23. Events occurring after the reporting period

On 25 July 2022, Wanhai Big Data Technology (Shanghai) Limited*, a wholly-owned subsidiary of the Company, entered into an agreement with Regan Shiye Group Co., Limited*, an independent third party, to acquire 60% of the equity interest of Shanghai Regan Financial Information Service Co., Limited* (the "Acquisition"), a company principally engaged in the development and operation of financial-related application, for a cash consideration of approximately RMB7,032,000.

As of the date of this report, the Acquisition has not been completed. During the six months ended 30 June 2022, the Group incurred professional fees amounted to approximately RMB541,000 in relation to the Acquisition and was recognised in the condensed consolidated income statement and included in "administrative expenses".

23. 報告期後發生的事項

於二零二二年七月二十五日，本公司的全資附屬公司萬海大數據科技(上海)有限公司與獨立第三方雷根實業集團有限公司簽訂協議，以約人民幣7,032,000元的現金代價收購上海雷根金融信息服務有限公司60%的股權(「收購事項」)，該公司主要從事開發和營運金融相關應用程式。

於本報告日期，收購事項尚未完成。截至二零二二年六月三十日止六個月，本集團就收購事項產生專業費用約人民幣541,000元，並於簡明綜合收益表內確認及計入「行政開支」。

* For identification purposes only

* 僅供識別

OTHER INFORMATION

Directors' Interests In Contracts

There was no contract of significance to which the Company, its holding company, subsidiaries or fellow subsidiaries was a party and in which a director of the Company ("Director" or "Directors") had a material interest, whether directly or indirectly, subsisted at the end of the Interim Period or at any time during the Interim Period.

Directors' and Chief Executive's Interests and Short Positions in Shares, Underlying Shares and Debentures

As at the date of this report, interests or short positions in the Shares, underlying Shares and debentures of the Company and any of its associated corporations (within the meaning of Part XV of the SFO) held by the Directors and chief executive of the Company which have been notified to the Company and the Stock Exchange pursuant to Divisions 7 and 8 of Part XV of the SFO (including interests and short positions which were taken or deemed to have under such provisions of the SFO) or have been entered in the register maintained by the Company pursuant to section 352 of the SFO, or otherwise have been notified to the Company and the Stock Exchange pursuant to the Model Code for are as follows:

(i) Interests in our Company

Name of Director 董事姓名	Nature of interests 權益性質	Number of shares ⁽¹⁾ 股份數目 ⁽¹⁾	Percentage of shareholding (%) 持股百分比(%)
Mr. Li 李先生	Interest in a controlled corporation ⁽²⁾ 於受控法團的權益 ⁽²⁾	99,881,250 (L)	39.95
Mr. Yuan 袁先生	Interest in a controlled corporation ⁽³⁾ 於受控法團的權益 ⁽³⁾	34,950,000 (L)	13.98
Mr. Zhang 張先生	Interest in a controlled corporation ⁽⁴⁾ 於受控法團的權益 ⁽⁴⁾	27,543,750 (L)	11.02

其他資料

董事於合約的權益

本公司、其控股公司、附屬公司或同系附屬公司概無訂立於中期期末或中期期間任何時間仍然存續而本公司董事（「董事」）於其中直接或間接擁有重大權益的重大合約。

董事及最高行政人員於股份、相關股份及債權證的權益及淡倉

於本報告日期，本公司董事及最高行政人員於本公司及其任何相聯法團（定義見證券及期貨條例第XV部）的股份、相關股份及債權證中擁有已根據證券及期貨條例第XV部第7及8分部知會本公司及聯交所的權益或淡倉（包括根據證券及期貨條例有關條文被視為或視作擁有的權益及淡倉）或已記入本公司根據證券及期貨條例第352條存置的登記冊或已根據標準守則另行知會本公司及聯交所的權益或淡倉如下：

(i) 於本公司的權益

Notes:

- (1) The letter "L" denotes the person's long position in the Shares.
- (2) These Shares are held by Skyflying Company Limited (the "Skyflying"). Skyflying is wholly owned by Mr. Li. Mr. Li is also the sole director of Skyflying. Therefore, Mr. Li is deemed or taken to be interested in the Shares held by Skyflying under the SFO.
- (3) These Shares are held by Central Wealth Limited (the "Central Wealth"). Central Wealth is wholly owned by Mr. Yuan. Mr. Yuan is also the sole director of Central Wealth. Therefore, Mr. Yuan is deemed or taken to be interested in the Shares held by Central Wealth under the SFO.
- (4) These Shares are held by Realtime Limited (the "Realtime"). Realtime is wholly owned by Mr. Zhang. Mr. Zhang is also the sole director of Realtime. Therefore, Mr. Zhang is deemed or taken to be interested in the Shares held by Realtime under the SFO.

(ii) Interests in the ordinary shares of associated corporation

Name of Director 董事姓名	Name of associated corporation 相聯法團名稱	Nature of interests 權益性質	Number of shares ⁽¹⁾ 股份數目 ⁽¹⁾	Percentage of shareholding (%) 持股百分比 (%)
Mr. Li 李先生	Skyflying	Beneficial owner 實益擁有人	1 (L)	100
Mr. Yuan 袁先生	Central Wealth	Beneficial owner 實益擁有人	1 (L)	100
Mr. Zhang 張先生	Realtime	Beneficial owner 實益擁有人	1 (L)	100

Note:

- (1) The letter "L" denotes the person's long position in the shares of the relevant associated corporation.

附註：

- (1) 字母「L」代表該人士於股份的好倉。
- (2) 該等股份由Skyflying Company Limited (「Skyflying」) 持有。Skyflying由李先生全資擁有。李先生亦為Skyflying的唯一董事。因此，根據證券及期貨條例，李先生被視為或當作擁有Skyflying所持股份的權益。
- (3) 該等股份由Central Wealth Limited (「Central Wealth」) 持有。Central Wealth由袁先生全資擁有。袁先生亦為Central Wealth的唯一董事。因此，根據證券及期貨條例，袁先生被視為或當作擁有Central Wealth所持股份的權益。
- (4) 該等股份由Realtime Limited (「Realtime」) 持有。Realtime由張先生全資擁有。張先生亦為Realtime的唯一董事。因此，根據證券及期貨條例，張先生被視為或當作擁有Realtime所持股份的權益。

(ii) 於相聯法團的普通股的權益

附註：

- (1) 字母「L」代表該人士於相關相聯法團股份的好倉。

Save as disclosed above, none of the Directors or chief executive of the Company and/or any of their respective associates had registered any interests or short positions in any shares and underlying shares in, and debentures of, the Company or any associated corporations as at the date of this report, as recorded in the register required to be kept by the Company pursuant to Section 352 of the SFO, or as otherwise notified to the Company and the Stock Exchange pursuant to Part XV of the SFO or the Model Code.

Directors' Rights to Acquire Shares or Debenture

Saved as disclosed in the section "Directors' and Chief Executive's Interests and Short Positions in Shares, Underlying Shares and Debentures", at no time from the Interim Period to the date of this report was the Group a party to any arrangements to enable the Directors to acquire by means of acquisition of shares in, or debt securities, and including debentures, of the Group or any other body corporate.

Substantial Shareholders' and Others' Interests and Short Positions in Shares and Underlying Shares

So far as the Directors are aware, as at the date of this report, the following corporations/persons (other than our Directors and chief executives of the Company) had interests of 5% or more in the issued Shares which would fall to be disclosed to the Company and the Stock Exchange under the provisions of Divisions 2 and 3 of Part XV of the SFO, or which recorded in the register required to be kept by the Company under section 336 of the SFO:

Name of Shareholder 股東姓名	Nature of interest 權益性質	Number of Shares held/interested ⁽¹⁾ 持有／擁有權益的股份數目 ⁽¹⁾	Percentage (%) 百分比 (%)
Skyflying	Beneficial owner 實益擁有人	99,881,250 ordinary Shares 99,881,250 股普通股	39.95
Central Wealth	Beneficial owner 實益擁有人	34,950,000 ordinary Shares 34,950,000 股普通股	13.98

除上文所披露者外，於本報告日期，概無本公司董事或最高行政人員及／或任何彼等各自的聯繫人於本公司或任何相聯法團的任何股份、相關股份及債權證中擁有記入本公司根據證券及期貨條例第352條須存置的登記冊或已根據證券及期貨條例第XV部或標準守則另行知會本公司及聯交所的任何權益或淡倉。

董事收購股份或債權證的權利

除「董事及最高行政人員於股份、相關股份及債權證的權益及淡倉」一節所披露者外，本集團於中期期間直至本報告日期止任何時間內概無訂立任何安排，致使董事可藉收購本集團或任何其他法人團體的股份或債務證券（包括債權證）獲益。

主要股東及其他人士於股份及相關股份的權益及淡倉

據董事所知，於本報告日期，以下法團／人士（本公司董事及最高行政人員除外）於已發行股份中擁有根據證券及期貨條例第XV部第2及3分部的條文須向本公司及聯交所披露或記入本公司根據證券及期貨條例第336條須存置的登記冊內的5%或以上權益：

Name of Shareholder 股東姓名	Nature of interest 權益性質	Number of Shares held/interested ⁽¹⁾ 持有／擁有權益的股份數目 ⁽¹⁾	Percentage (%) 百分比 (%)
Ms. Zhang Juan 張娟女士	Interest of spouse 配偶權益	34,950,000 ordinary Shares 34,950,000 股普通股	13.98
Realtime	Beneficial owner 實益擁有人	27,543,750 ordinary Shares 27,543,750 股普通股	11.02
Ms. Chen Juan 陳娟女士	Interest of spouse 配偶權益	27,543,750 ordinary Shares 27,543,750 股普通股	11.02
Regan International Growth Fund SPC (the "IGF")	Beneficial owner 實益擁有人	12,736,000 ordinary Shares 12,736,000 股普通股	5.09
Regan Fund Management Company Limited (the "Regan Fund")	Beneficial owner 實益擁有人	16,468,000 ⁽¹⁾ ordinary Shares 16,468,000 ⁽¹⁾ 股普通股	6.59

Note:

附註：

(1) These Shares are held by IGF and Regan Global All Weather Strategy Fund SPC ("AWS") with 12,736,000 shares and 3,732,000 shares, respectively. Regan Fund is the Investment Manager for IGF and AWS. Therefore, Regan Fund is deemed or taken to be interested in the Shares held by IGF and AWS.

(1) 該等股份分別由 IGF 及 Regan Global All Weather Strategy Fund SPC (「AWS」) 持有 12,736,000 股及 3,732,000 股。Regan Fund 為 IGF 及 AWS 的投資經理。因此，Regan Fund 被視為或當作於 IGF 及 AWS 持有的股份中擁有權益。

Save as disclosed above, the Company has not been notified of any other relevant interests or short positions in the issued share capital of the Company, other than the Directors and chief executive of the Company, as at the date of this report which would fall to be disclosed to the Company under the provisions of Divisions 2 and 3 of Part XV of the SFO, or which were recorded in the register required to be kept by the Company under Section 336 of the SFO.

除上文所披露者外，於本報告日期，概無本公司董事及最高行政人員以外的人士知會本公司，其已發行股本中有任何其他須根據證券及期貨條例第 XV 部第 2 及 3 分部的條文向本公司披露的相關權益或淡倉或記入本公司根據證券及期貨條例第 336 條須存置的登記冊的相關權益或淡倉。

Arrangement for Directors to Purchase Shares or Debenture

Saved as disclosed in the section “Directors’ and Chief Executive’s Interests and Short Positions in Shares, Underlying Shares and Debentures” above and in the section “Share Option Scheme” below, at no time during the Interim Period were rights to acquire benefits by means of the acquisition of Shares in or debentures of the Company granted to any Director of the Company or their respective spouses or minor children, or were such rights exercised by them, or was the Company, its holding company or any of its subsidiaries a party to any arrangements to enable the Directors of the Company to acquire benefits by means of the acquisition of Shares in, or debt securities (including debentures) of the Company or any other body corporate.

Directors’ Interests in Competing Businesses

None of the Directors or any of their respective associates has engaged in or has any interest in any business that competes or may compete with the business of the Group, or has any other conflict of interest with the Group during the Interim Period and up to the date of this report.

Mr. Li and Skyflying (together the “Controlling Shareholders”), had entered into a non-competition deed dated 20 September 2019 (the “Non-competition Deed”) in favour of the Company (for itself and on behalf of all members of the Group), pursuant to which, each of the Controlling Shareholders would not, and would procure his/its associates not to (other than through the Group or in respect of each covenant (together with his/its associates), as a holder of not more than 5% of the issued shares or stock of any class or debentures of any company listed on any recognized stock exchange) directly or indirectly carry on, engage or otherwise be interested (in each case whether as shareholder, partner, agent or otherwise and whether for profit, reward or otherwise) in any business which may be in competition with the business carried on by the Group from time to time, except where the Company’s approval is obtained.

董事購買股份或債權證的安排

除上文「董事及最高行政人員於股份、相關股份及債權證的權益及淡倉」一節及下文「購股權計劃」一節所披露者外，於中期期間，本公司任何董事或彼等各自的配偶或未成年子女概無獲授權利可藉購入本公司股份或債權證獲益，亦無行使該等權利，本公司、其控股公司或任何附屬公司亦無訂立任何安排，致使本公司董事可藉購入本公司或任何其他法團的股份或債務證券（包括債權證）獲益。

董事於競爭性業務的權益

於中期期間及直至本報告日期，董事或任何彼等各自的聯繫人概無從事任何與本集團業務競爭或可能競爭的業務或擁有該等業務的任何權益，亦無與本集團有任何其他利益衝突。

李先生及Skyflying（統稱「控股股東」）於二零一九年九月二十日以本公司（為其本身及代表本集團所有成員公司）為受益人訂立不競爭契據（「不競爭契據」），據此，各控股股東不會亦將促使其聯繫人不會（除非通過本集團或就每位契據承諾人（連同其聯繫人）而言，持有不超過於任何認可證券交易所上市的任何公司已發行股份或任何類別股份或債權證的5%）直接或間接開展、從事任何可能與本集團不時開展的業務競爭的業務或以其他方式於當中擁有相關權益（無論是作為股東、合夥人、代理或其他方式，亦不論是否為了利益、獎勵或其他原因），惟獲得本公司批准者除外。

In order to ensure the Controlling Shareholders have complied with the Deed of Non-competition, each of the Controlling Shareholders has provided to the Company a written confirmation (i) in respect of his/its compliance with the Non-competition Deed for the Interim Period ; (ii) no personal interests were ever declared by any Controlling Shareholders who are also Directors at the Directors' meetings ; and (iii) stating that they have not entered into any business which may be in competition with the business carried on by the Group from time to time. As there was no change in terms of the undertaking since the Company's listing on the Stock Exchange, the independent non-executive Directors of the Company are of the view that the Controlling Shareholders have complied with the Non-competition Deed and no matters are required to bring to the attention of the public.

Share Option Scheme

A share option scheme was conditionally adopted on 20 September 2019 (the "Share Option Scheme"), which became effective on the Listing Date. The Share Option Scheme is a share incentive scheme and is established to recognise and motivate the contributions that the eligible participants had or may have made to the Group.


The Board may, at its absolute discretion, grant options to any employee (full-time or part-time), consultant or adviser of our Group, Directors, shareholder of our Group, or any supplier, customer, business partner or service provider of our Group (together, the "Eligible Participants" or each "Eligible Participant").

為確保控股股東遵守不競爭契據，各控股股東已向本公司書面確認：(i) 其於中期間遵守不競爭契據；(ii) 同時擔任董事的控股股東不曾於董事會議上聲明任何個人利益；及(iii) 彼等並無從事任何可能與本集團不時開展的業務競爭的業務。由於自本公司於聯交所上市以來承諾條款並無變動，本公司獨立非執行董事認為控股股東已遵守不競爭契據且並無事項須公眾垂注。

購股權計劃

購股權計劃於二零一九年九月二十日獲有條件採納（「購股權計劃」），於上市日期生效。購股權計劃為一項股份獎勵計劃，旨在認可及激勵曾或可能曾對本集團作出貢獻的合資格參與者。

董事會可全權酌情決定向任何僱員（不論全職或兼職）、本集團顧問或諮詢人、董事、本集團股東或本集團任何供應商、客戶、業務夥伴或服務供應商（統稱「合資格參與者」或各自為「一名合資格參與者」）授出購股權。



Subject to the terms and conditions of the Share Option Scheme, the maximum numbers of shares in respect of which options may be granted under the Share Option Scheme and any other schemes shall not, in aggregate, exceed 10% of the Shares in issue as at the Listing Date (i.e. 25,000,000 shares) unless approved by the shareholders of the Company. The 10% limited may be renewed by the shareholders of the Company in general meeting from time to time provided always that the 10% limited so renewed must not exceed 10% of the shares in issue at the date of approval of such renewal by the shareholders of the Company.

No option shall be granted to any Eligible Participants which, if exercised in full would result in the total number of the shares issued and to be issued upon exercise of the options already granted or to be granted to such Eligible Participant under the Share Option Scheme (including exercised, cancelled, and outstanding share options) in any 12-month period up to and including the date of such grant exceeding 10% in aggregate of the shares in issue as at the date of such grant.

Subject to earlier termination by the Company in general meeting or by the Directors, the Share Option Scheme shall be valid and effective for a period of ten years from the date of adoption and the remaining life of the share option Scheme is approximately 7 years.

No share option has been granted under the Share Option Scheme up to the date of this report.

根據購股權計劃的條款及條件，除非經本公司股東批准，否則可根據購股權計劃及任何其他計劃授出的購股權所涉及的最高股份數目，合共不得超過於上市日期已發行股份的10%（即25,000,000股股份）。本公司股東可不時於股東大會上更新10%限額，惟更新後的10%限額始終不得超過本公司股東批准該項更新當日已發行股份的10%。

倘全面行使購股權會導致於截至有關授出日期（包括當日）止任何十二個月期間根據購股權計劃向有關合資格參與者已授出或將授出的購股權（包括已行使、已註銷及尚未行使的購股權）獲行使時已發行及將發行的股份總數超出有關授出日期已發行股份總數的10%，則不得向任何合資格參與者授出購股權。

購股權計劃於採納日期起計十年期間內有效及生效，惟可由本公司經股東大會或由董事提早終止，而購股權計劃的餘下有效期約7年。

截至本報告日期，概無根據購股權計劃授出任何購股權。

Related Party Transactions

Details of material related party transactions entered into by the Group during the Interim Period are set out in note 22 to the condensed consolidated interim financial information. For the six months ended 30 June 2022, none of these related party transactions are connected transaction which are subject to the disclosure requirements of Chapter 14A of the Listing Rules in respect of such transactions.

Connected Transactions

During the six months ended 30 June 2022, there were no connected transactions or continuing connected transactions of the Company under Chapter 14A of the Rules Governing the Listing of securities on the Stock Exchange (the "Listing Rules") which are required to comply with any of the reporting, announcement or independent shareholders' approval requirements under the Listing Rules.

Purchase, Sale or Redemption of Listed Securities

Neither the Company, nor any of its subsidiaries purchased, sold or redeemed any of the Company's listed securities during the Interim Period.

Auditor

PricewaterhouseCoopers, the auditor of the Company, has reviewed the unaudited condensed consolidated interim financial information of the Group for the Interim Period in accordance with Hong Kong Standard on Review Engagements 2410 "Review of Interim Financial Information Performed by the Independent Auditor of the Entity" issued by the Hong Kong Institute of Certified Public Accountants. The auditor's independent review report has been included in page 17 of this report.

關聯方交易

本集團於中期期間訂立的重大關聯方交易詳情載列於簡明綜合中期財務資料附註22。截至二零二二年六月三十日止六個月，概無該等關聯方交易為就該等交易須遵守上市規則第14A章的披露規定的關連交易。

關連交易

於截至二零二二年六月三十日止六個月，本公司概無進行聯交所證券上市規則（「上市規則」）第14A章所指須遵守上市規則的任何申報、公告或獨立股東批准規定的關連交易或持續關連交易。

購買、出售或贖回上市證券

本公司或其任何附屬公司於中期期間概無購買、出售或贖回本公司任何上市證券。

核數師

本公司核數師羅兵咸永道會計師事務所已根據香港會計師公會頒佈之香港審閱委聘準則第2410號「實體之獨立核數師審閱中期財務資料」審閱本集團於中期期間之未經審核簡明綜合中期財務資料。核數師的獨立審閱報告載於本報告的第17頁。

Audit Committee

The Company established the Audit Committee on 20 September 2019 with terms of reference in compliance with the CG Code as set out in Appendix 14 to the Listing Rules for the purpose of making recommendations to the Board on the appointment and removal of the external auditor, to review the financial statements and related materials and provide advice in respect of the financial reporting process, and to oversee the internal control procedures of our Group. The Audit Committee now comprises three members, all being independent non-executive Directors, namely, Mr. Wong Chun Sek Edmund (Chairman), Mr. Chen Zhong and Ms. Mu Lingxia.

The Audit Committee had reviewed the interim results of the Group for the six months ended 30 June 2022.

Remuneration Committee

The Company established the Remuneration Committee on 20 September 2019 with terms of reference in compliance with the Code for the purpose of making recommendations to the Board on the overall remuneration policy and structure relating to the Directors and senior management of our Group, to review and evaluate their performance in order to make recommendations on the remuneration package of each of the Directors and senior management personnel as well as other employee benefit arrangements. The Remuneration Committee comprises three independent non-executive Directors, namely, Ms. Mu Lingxia (Chairman), Mr. Chen Zhong and Mr. Wong Chun Sek Edmund.

Nomination Committee

The Company established the Nomination Committee on 20 September 2019 with terms of reference in compliance with the Code for the purpose of making recommendations to the Board on the appointment of Directors and the management of the Board succession. The Nomination Committee comprises three independent non-executive Directors, namely Mr. Chen Zhong (Chairman), Mr. Wong Chun Sek Edmund and Ms. Mu Lingxia.

審核委員會

本公司於二零一九年九月二十日成立審核委員會，其職權範圍符合上市規則附錄14所載企業管治守則的規定，旨在就外聘核數師的委任及罷免向董事會提供推薦意見、審閱財務報表及相關材料、就財務申報過程提供意見及監察本集團的內部監控程序。審核委員會目前由三名成員組成，全為獨立非執行董事，即黃俊碩先生(主席)、陳忠先生及慕凌霞女士。

審核委員會已審閱本集團截至二零二二年六月三十日止六個月的中期業績。

薪酬委員會

本公司於二零一九年九月二十日成立薪酬委員會，其職權範圍符合守則的規定，旨在就與本集團董事及高級管理層相關的整體薪酬政策及架構向董事會提供推薦意見、檢討及評估各董事及高級管理人員的表現以就彼等的薪酬組合以及其他僱員福利安排提供推薦意見。薪酬委員會由三名獨立非執行董事組成，即慕凌霞女士(主席)、陳忠先生及黃俊碩先生。

提名委員會

本公司於二零一九年九月二十日成立提名委員會，其職權範圍符合守則的規定，旨在就董事委任及董事會繼任管理向董事會提供推薦意見。提名委員會由三名獨立非執行董事組成，即陳忠先生(主席)、黃俊碩先生及慕凌霞女士。

Corporate Governance Practices

The Company recognises the value and importance of achieving high corporate governance standards to enhance corporate performance, transparency and accountability, earning the trust of shareholders and the public. The Board strives to adhere to the principles of corporate governance and adopt sound corporate governance codes to meet the legal and commercial standards by focusing on areas such as internal control, adequate disclosure and accountability to all shareholders.

The Company has adopted and complied with the code provisions set out in the Corporate Governance Code (the “CG Code”) as set out in Appendix 14 to the Listing Rules during the Interim Period except the following deviation:

CG Code provision A.2.1 stipulates that the roles of chairman of the Board and chief executive should be separate and should not be performed by the same individual. Mr. Li Hao is the chairman of the Board and the chief executive officer of our Group, which was deviated from the CG Code. However, having considered the nature and extent of our Group’s operations, Mr. Li Hao’s extensive experience in the industry, familiarity with the operations of our Group since its business operation, that all major decisions are made in consultation with members of our Board and relevant Board committees, and that there are three independent non-executive Directors on our Board offering independent perspectives, our Board is therefore of the view that there are adequate safeguards in place to ensure sufficient balance of powers and authorities between our Board and the management of our Company and that it is in the best interest of our Group to have Mr. Li Hao taking up both roles. As such, the roles of the chairman and chief executive officer of our Group are not being separated pursuant to the requirement under code provision A.2.1 of the CG Code. The Board will also continue to review and monitor the practices of the Company for the purpose of complying with the CG Code and maintaining a high standard of corporate governance practices of the Company.

企業管治常規

本公司認同達致高度企業管治標準，以提高企業表現、透明度及責任乃具有價值並十分重要，因其能贏取股東及公眾的信任。董事會致力專注於內部監控、充足披露以及對全體股東負責等範疇，以依循企業管治原則並採納穩健的企業管治守則以符合法律及商業水平。

於中期期間，本公司已採納及遵守上市規則附錄14所載之企業管治守則（「企業管治守則」）載列的守則條文，惟下述偏離者除外：

企業管治守則條文第A.2.1條規定，董事會主席與行政總裁的角色應予區分，不應由同一人兼任。李浩先生為本集團董事會主席兼行政總裁，偏離企業管治守則。然而，考慮到本集團業務的性質及規模，李浩先生的豐富行業經驗及對本集團營運以來業務的熟悉，以及所有主要決策均會諮詢董事會及相關董事會成員，且董事會設有三名獨立非執行董事提供獨立見解，故董事會認為有足夠保障措施確保董事會與本公司管理層之間權力平衡，且李浩先生兼任兩職符合本集團的最佳利益。因此，並無根據企業管治守則條文第A.2.1條的規定區分本集團主席與行政總裁的角色。董事會亦將繼續檢討及監察本公司常規，確保本公司遵守企業管治守則及維持高水準的企業管治常規。

CHANGE OF PARTICULARS OF THE DIRECTORS

As at the date of this report, none of the Director nor their respective biographical information had been changed since the date of the Company's 2021 annual report, which are required to be disclosed pursuant to Rule 13.51B(1) of the Listing Rules.

Sufficiency of Public Float

Based on the publicly available information and to the best of the Directors' knowledge, information and belief, the Company had maintained sufficient public float of not less than 25% of its total issued shares as required under the Listing Rules during the Interim Period and up to the date of this report.

Model Code for Securities Transactions by Directors of Listed Issuers

The Company has adopted the Model Code set out in Appendix 10 to the Listing Rules as its code of conduct regarding directors' securities transactions. All Directors of the Company have confirmed that, following specific enquiry by the Company, they have complied with the required standard set out in the Model Code during the Interim Period and up to the date of this report.

By order of the Board

Mr. LI HAO

Chairman & Executive Director

Hong Kong
30 August 2022

董事詳情變更

自本公司二零二一年年報日期起直至本報告日期，概無董事或彼等各自的履歷資料有所變更而須根據上市規則第13.51B(1)條披露。

足夠公眾持股量

根據公開所得資料以及就董事所深知、盡悉及確信，於中期期間及直至本報告日期，本公司一直維持上市規則所規定的足夠公眾持股量，即不少於已發行股份總數的25%。

上市發行人董事進行證券交易的標準守則

本公司已採納上市規則附錄10所載的標準守則，作為其董事進行證券交易的行為守則。經本公司作出具體查詢後，本公司全體董事確認彼等自中期期間起至本報告日期一直遵守標準守則所載規定標準。

承董事會命
主席兼執行董事
李浩先生

香港
二零二二年八月三十日

The background features abstract geometric shapes, primarily triangles and polygons, in various colors including yellow, orange, purple, blue, and brown. These shapes are arranged in a way that suggests depth and movement, with some appearing to be part of a larger, complex structure. The overall aesthetic is modern and dynamic.

CONFIDENCE INTELLIGENCE HOLDINGS LIMITED
信懋智能控股有限公司